SATRA4007GB **7 SZUFLAD**

saTra

Fot.1 Centralny zamek
Fot.2 Szuflady na łożyskach
Fot.4 koła, w tym 2 z blokadami
Fot.4 Uchwyt
Fot.5 Mata antypoślizgowa

1. Zentralverriegelung
2. 7 x kugelgelagerte Schubladen
3. 2 x Lenkrollen mit Roll-Drehbremse (Totalstopp)
4. Führungshenkel
5. Rutschfeste Oberflächen-Gummieinlage

Fig.1 Central lock
Fig.2 Bearing drawer
Fig.3 4 wheel and 2 with lock
Fig.4 Handle
Fig.5 Anti-slip mat

kg	55.5
kg	30

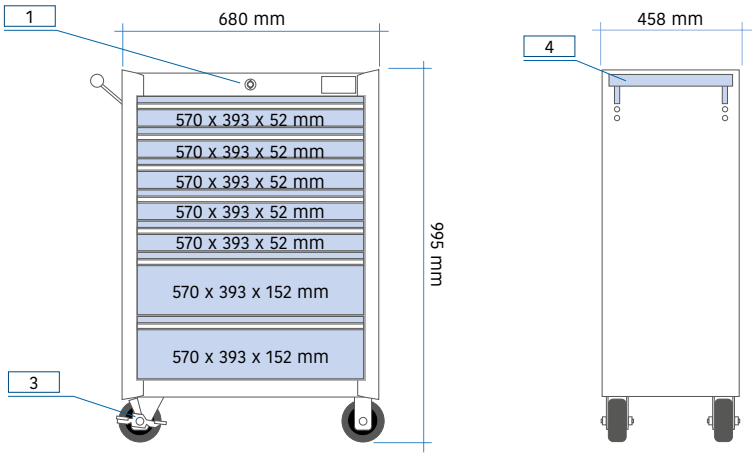



V-T250E
ASTA3607B

7 SZUFLAD

Fot.1 Centralny zamek
Fot.2 4 Odbojniki zapobiegające obiciu
Fot.3 Aluminiowy blat
Fot.4 Uchwyt i dodatkowe pojemniki
Fot.5 Kola z blokadami
Fot.6 Szuflady na szynach z blokadą zapobiegającą przypadkowemu otwieraniu.

1. Zentralverriegelung
2. 4 x schwarze Stoßdämpfer an Kanten befestigt
3. Oberflächenbelastbarkeit von 100 kg
4. Robuster Traghenkel für leichte Wagenführung und geriffelte
5. 4 x Rollen davon 2 x Lenkrollen mit Roll-Drehbremse (Totalstopp)
6. 7 x kugelgelagerte Schubladenführung gegen unbeabsichtigtes Öffnen mit max. 30 kg Belastbarkeit

Fig.1 Central lock
Fig.2 4 Bumpers
Fig.3 Top with a strenght of 100kg
Fig.4 Handle
Fig.5 4 wheels and 2 with lock
Fig.6 Drawer rails with lock to prevent accidental opening

kg	75
kg	30

100 Kg

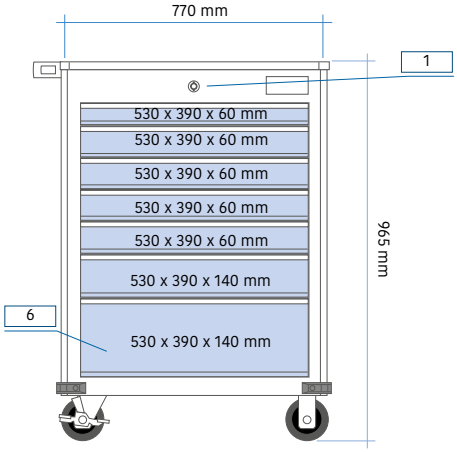



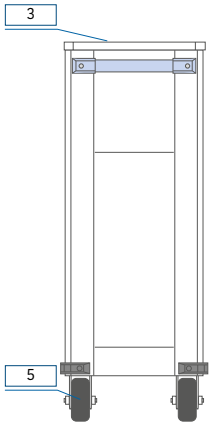

A-TRUCK 10 SZUFLAD

Fot. 1 Możliwość umieszczenia haczyków po wew. stronie drzwiczek
Fot. 2 Blat drewniany
Fot. 3 Szuflady na prowadnicach
Fot. 4 12 Kuwet
Fot. 5 12 szt. haczyków
Fot. 6 4 obrotowe koła w tym 2 z możliwością blokowania
Fot. 7 Zamek centralny zamykający wszystkie szuflady i zamek drzwiczek
Fot. 8 Uchwyty stołu warsztatowego

1. Haken kÕnnen an der Innenseite der Tűr befestigt werden.
2. Holz-Arbeitsplatte
3. Schubladenschienen-Kugelgelagerd
4. 12 Küvetten
5.12 Haken
6. 4 Räder und 2 mit Fixierung
7. Zentralverriegelung
8. Griff

Fig. 1 Hooks can be placed at the inside of the cabinet door
Fig. 2 Wooden Worktop
Fig. 3 Drawer bearing rails
Fig. 4 12 sorters
Fig. 5 12 hooks
Fig. 6 4 wheels and 2 with lock
Fig. 7 Central lock
Fig. 8 Handle

kg	145
kg	25-35

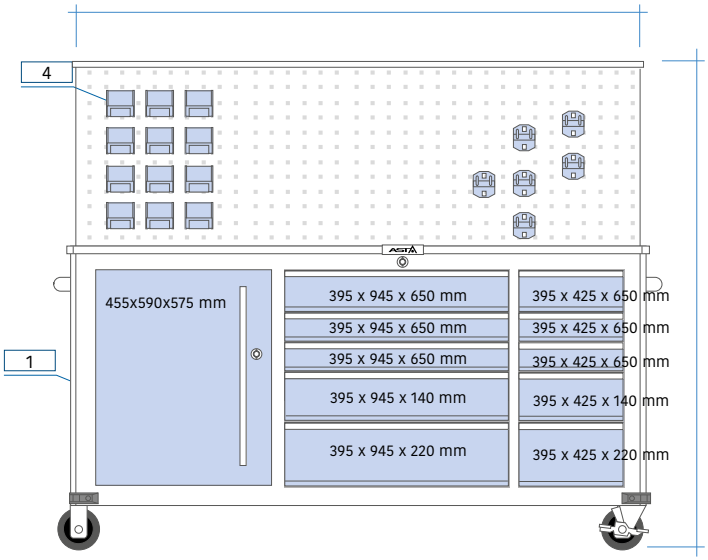

150 Kg

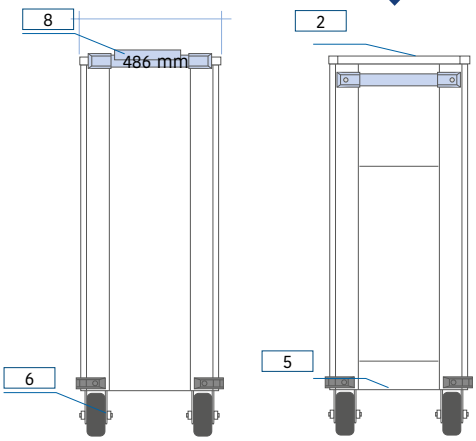

TOOL CABINETS

ASTA3607
ASTA3607B

7 SZUFLAD

Fot.1 Centralny zamek
Fot.2 4 Odbojniki zapobiegające obiciu
Fot.3 Aluminiowy blat
Fot.4 Uchwyt i dodatkowe pojemniki
Fot.5 Kola z blokadami
Fot.6 Szuflady na szynach z blokadą zapobiegającą przypadkowemu otwieraniu.

1. Zentralverriegelung
2. 4 x schwarze Stoßdämpfer an Kanten befestigt
3. Oberflächenbelastbarkeit von 100 kg
4. Robuster Traghenkel für leichte Wagenführung und geriffelte
5. 4 x Rollen davon 2 x Lenkrollen mit Roll-Drehbremse (Totalstopp)
6. 7 x kugelgelagerte Schubladenführung gegen unbeabsichtigtes Öffnen mit max. 30 kg Belastbarkeit

Fig.1 Central lock
Fig.2 4 Bumpers
Fig.3 Top with a strenght of 100kg
Fig.4 Handle
Fig.5 4 wheels and 2 with lock
Fig.6 Drawer rails with lock to prevent accidental opening

kg	75
kg	30

100 Kg

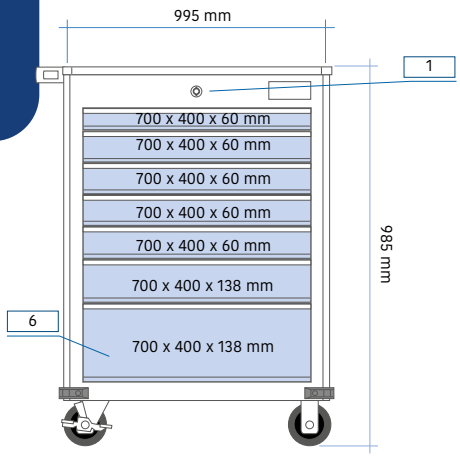

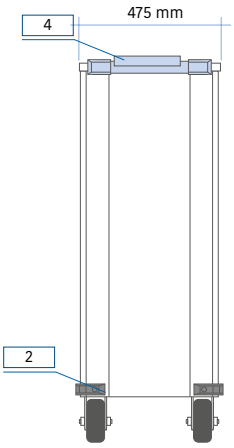



SOFT 1

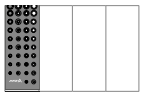

APF-1

38 szt./pcs./

Materiał: **CrV**

954009 - 2	ROZMIARY
1/2”	E10, E11, E12, E14, E16, E18, E20, E22, E24

954009 – 1	ROZMIARY
1/2”	TX20,TX25,TX27,TX30,TX40,TX45,TX50, TX55, TX60

954010	ROZMIARY
1/2”	HEX 4, HEX 5, HEX 6, HEX 7, HEX 8, HEX10,HEX12,HEX14,HEX17,HEX19

954010 –1	ROZMIARY
1/2”	M 4, M 5, M 6, M 7, M 8, M 10, M 12, M 14, M 16, M 18

SOFT 2

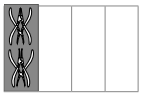

APF-2

4 szt./pcs./

Materiał: **CrV**



A - 4707	A - 4717
180 mm	180 mm

A - 4727	A - 4737
180 mm	180 mm

SOFT 6

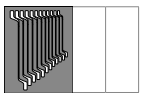

APF-6

12 szt./pcs./

Materiał: **CrV**



700 - 712P

6 x 7	8 x 9	10 x 11	12 x 13	14 x 15	16 x 17
18 x 19	20 x 22	21 x 23	24 x 27	25 x 28	30 x 32

SOFT 7

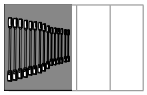

APF-7

14 szt./pcs./

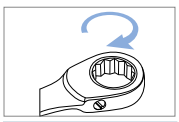

Materiał: **CrV**

A - SRS14MF

8	10	12	13	15	16	17
19	22	24				
	6,3 (1/4”), 10 (3/8”), 12,5 (1/2”) – kwadrat					
	dla bitów (1/4”)					

SOFT 9



APF-9

12 szt./pcs./

Materiał: **CrV**

A - FRS12MF

8	9	10	11	12	13
14	15	16	17	18	19

SOFT 10

APF-10

26 szt./pcs./

Materiał: **CrV**



0926

6	7	8	9	10	11	12
13	14	15	16	17	18	19
20	21	22	23	24	25	26
27	28	29	30	32		

SOFT 16



APF-16

94 szt./pcs./

Materiał: **CrV**

916094

- **2 nasadki do świec 1/2”**: 16, 21 (mm)
- **przedłużka giętka 1/4”**
- **klucze ampulowe:** 1.5, 2, 2.5 (mm)
- **bity:** 33 szt.

916094 | 1/4” + 1/2”

1/4”	6, 7, 8, 9, 10, 11, 12, 13 (mm)
1/2”	14, 15, 17, 19 (mm)
1/4”	4, 4.5, 5, 5.5, 6, 7, 8, 9, 10, 11, 12, 13, 14 (mm)
1/2”	10, 11, 12, 13, 14, 15, 16, 17, 18, 19, 20, 21, 22, 23, 24, 27, 30, 32 (mm)
	1/4” 1/2”
1/4”:	50 mm, 100 mm
1/2”	125 mm
	1/4” 1/2”
	1/4” 250mm 1/2” 250mm
	1/2”

SOFT 17

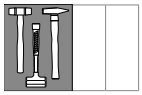

APF-17

3 szt./pcs./

Młotek bezwładnościowy

A - LHW03

LSW 12 - 35

LST 22 - 45

SOFT 18

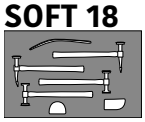

APF-18

7 szt./pcs./

LDW 169

LDW 165

LDW 139

LDW 137

LDP 154

LDP 148

LDP 122

SOFT 19

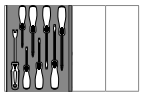

APF-19

8 szt./pcs./

Materiał: **CrV**

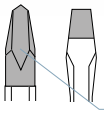

Końcówki magnetyczne
Magnetic working tip

J3007 G-A

5.5x75	6.5x100	6.5x150	8x150

PHILIPS

1 x 75	2 x 100	3 x 150

J9A01C

SOFT 20

APF-20

10 szt./pcs./

Materiał: **CrV**

Nr kat.		mm	mm	mm	mm
J9505NM	5x125	7.0	125	34	109
J9555NM	5.5x125	7.0	125	34	109
J9605NM	6x125	7.0	125	34	109
J9705NM	7x125	7.0	125	34	109
J9805NM	8x125	7.0	125	34	109
J9905NM	9x125	7.0	125	34	109
J9105NM	10x125	7.0	125	34	109
J9115NM	11x125	8.0	125	34	109
J9125NM	12x125	8.0	125	34	109
J9135NM	13x125	8.0	125	34	109

SOFT 22



APF-22

22 szt./pcs./

Materiał: **CrV**

GRZECHOTKA

256243 - 3/4”	L= 500 mm

NASADKI

5266... 3/4”	17 - 46 (mm)

PRZEDŁUŻKI

211604 | 211608 3/4”	211604: L = 100 211608: L = 200

POKRĘTŁA

246147 - 3/4”	L= 480 mm
296150 - 3/4”	L= 500 mm

ADAPTOR

SYMBOL	L (mm)	Rozmiar	
426400	54	3/4”	1/2””

ADAPTOR

SYMBOL	L (mm)	Rozmiar	
4268001	62	3/4”	1”

ADAPTOR

SYMBOL	L (mm)	Rozmiar	
2761001	109	3/4”	3/4”

SOFT 24

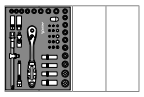

APF-24

44 szt./pcs./

	1/2” 250mm
	1/2”

1/2”

	14, 15, 17, 19 (mm)
	10, 11, 12, 13, 14, 15, 16, 17, 18, 19, 20, 21, 22, 23, 24, 27, 30, 32 (mm)
	1/2”
	125 mm
	1/2”

SOFT 25



APF-25

47 szt./pcs./

200206/282108	
	1/4”

1/4”	
	6, 7, 8, 9, 10, 11, 12, 13 (mm)
	4, 4.5, 5, 5.5, 6, 7, 8, 9, 10, 11, 12, 13, 14 (mm)
	1/4”
	50 mm, 100 mm
	1/4”
	1/4” 250mm

SOFT 26

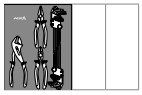

APF-26

22 szt./pcs./

A-710TX3	
✱	T10, 15, 20, 25, 27, 30, 40, 45, 50

A-COM180	
	180 mm ↔

A-DIA180	
	180 mm ↔

A-GROP 250	
	250 mm ↔

A-709BP3	
⬢	1.5, 2, 2.5, 3, 4, 5, 6, 7, 8, 10

SOFT 27

APF-27

22 szt./pcs./



LAL - HEX

HEX 2	HEX 2.5	HEX 3	HEX 4	HEX 5	HEX 6
HEX 7	HEX 8	HEX 10	HEX 12		

LAL - T

T8	T9	T10	T15	T20	T25
T27	T30	T40	T45	T50	T55

SOFT 28



APF-28

4 szt./pcs./

J9ARF2F

J9AFF2F

J9ATF2F

J9ARR2F

SOFT 29

APF-29

41 szt./pcs./

	1/4" x 3/8" 3/8" x 1/4"		L=164
	L=160 mm		L=250

3/8"	
3/8"	8, 9, 10, 11, 12, 13,14 15,16,17,18,19,21,22,24 (mm)
3/8"	8, 9, 10, 11, 12, 13, 14,15 16,17,18,19,21,22,24 (mm)
KH2038 - 3/8"	3/8"
KH2400N - 3/8"	3/8"
3/8"	L=75 mm, L=150 mm L=200 mm
	3/8"

SOFT 30

APF-30

23 szt./pcs./

TX SET - 23	
1/2" E	E12, E14, E16, E18, E20, E22, E24
1/2" TORX	TX30, TX40, TX45, TX50, TX55, TX60
8mm TAMPER TORX	T10, T15, T20, T25, T27, T30, T40, T50, T60
1/2"	1/2" x 8mm ADAPTER

SOFT 31

APF-31

34 szt./pcs./

TX SET - 34	
3/8" E	E4, E5, E6, E7, E8, E10, E11, E12, E14, E16, E18, E20
3/8"	T10, T15, T20, T25, T27, T30, T40, T45, T50, T55, T60
3/8"	T10, T15, T20, T25, T27, T30, T40, T45, T50, T55
	3/8"x5/16" Adapter do bitów

SOFT 32

APF-32

12 szt./pcs./

Materiał: **Cr-Mo**



A-6CCS

Materiał: **Cr - Mo**

A-6PPS

Materiał: **Cr - Mo**

SOFT 33

APF-33

6 szt./pcs./

A-6DFS

8x9	10x11	12x13	14x15	16x17	18x19

SOFT 34

APF-34

12 szt./pcs./

HEX SET - 12



1/2”	HEX4, HEX5, HEX6, HEX8, HEX10, HEX12 L = 62
1/2”	HEX4, HEX5, HEX6, HEX8, HEX10, HEX12 L = 138

SOFT 35

APF-35

10 szt./pcs./

PFS

Nr kat.	SIZE (mm)	L (mm)
PFS081	8	98
PFS101	10	98
PFS111	11	103
PFS121	12	106
PFS131	13	182
PFS141	14	115
PFS151	15	115
PFS161	16	119
PFS171	17	127
PFS181	18	131

SOFT 36

APF-36

32 szt./pcs./

A-TDS19

A-SP18C

A-18CUT

A-5RM19

S-CAL150

SOFT 37

APF-37

37 szt./pcs./

3/4”	
3/4”	256E20 256E24
3/4”	426400P 426800P
3/4”	211604P 211607P 211610P
3/4”	19,21,22,24,26,27,30,32, 33,34,36,38,41,46 L = 138
3/4”	17,19,21,22,24,26,27,28, 30,32,34,36,38,41,46 L = 19 - 46

SOFT 38

APF-38

49 szt./pcs./



1/2”	
1/2”	10,12,13,14,16,17,18,19,21, 22,23,24,27,30,32 L = 78
1/2”	10,13,16,17,18,19,21,22,23,24,27,30,32 L = 62
1/2”	T30,T40,T45,T50,T55, T60,T70,T80 L = 75
1/2”	H5,H6,H8,H10, H12,H14,H17,H19 L = 75
1/2”	211405P 211410P
1/2”	424300P 426400P 274100P

SOFT 39

APF-39

179 szt./pcs./

916179

1/4”	50, 100 mm
1/2”	125 mm 250 mm
3/8”	150 mm
	1/4” 1/2” 3/8”
	1/4” 1/2”
	1/2”
HEX Typ “L”	1, 1.5, 2, 2.5, 3, 4, 5 mm
	1/4”
1/4”	E4, E5, E6, E7, E8
3/8”	E10, E11, E12, E14, E16, E18
1/2”	E20, E24

1/4”	4, 5, 6, 7, 8, 9, 10 (mm)
1/2”	16, 17, 18, 19, 22 (mm)
3/8”	10, 11, 12, 13, 14, 15 (mm)
1/4”	4, 4.5, 5, 5.5, 6, 7, 8, 9, 10, 11, 12, 13, 14 (mm)
1/2”	10, 11, 12, 13, 14, 15, 16, 17, 18, 19, 20, 21, 22, 24, 27, 30, 32 (mm)
3/8”	10, 11, 12, 13, 14, 15, 16, 17, 18, 19 (mm)
	1/4” 1/2” 3/8”
1/2”	16, 21 mm do świec
3/8”	18 mm do świec
	1/4” → 1/4” 1/2” → 5/16” 3/8” → 5/16”
	1/4”

5/16” ⊖	8, 10, 12
5/16” ⊕	3,4
5/16” ✳	3,4
5/16” ⬢	7, 8, 10, 12, 14
5/16” ✹	T40,T45,T50,T55,T60,T70
5/16” ✪	TH40,TH45,TH50,TH55,TH60,TH70

1/4” ⊖	4, 5.5
1/4” ⊕	PH1, PH2
1/4” ✳	PZ1, PZ2
1/4” ⬢	M5,M6,M8
1/4” ✹	T8,T9,T10,T15,T20,T25,T27,T30
1/4” ✪	TS10,TS15,TS20,TS25,TS27,TS30,TS40,TS45

1/4” ⊖	4, 5.5, 6.5, 7
1/4” ⊕	PH0, PH1, PH2
1/4” ✳	PZ0,PZ1, PZ2
1/4” ⬢	3,4,5,6
1/4” ✹	T8,T9,T10,T15,T20,T25,T27,T30,T40,T45,T50
1/4” ✪	T8,T9,T10,T15,T20,T25,T27,T30

SOFT 40

APF-40

8 szt./pcs./



J9008

•4 x 100
•5.5 x 125
•8 x 150
•6.5 x 38

PHILIPS
•1 x 75
•2 x 100
•3 x 150
•2 x 38

SOFT 41

APF-41

12 szt./pcs./

S-S12PC

•6x38
•3x37
•5x75
•6x100
•8x150
•9,5x200

PHILIPS
• 2X38
• 0X75
• 1X75
• 2X100
• 3X150
• 4X200

SOFT 43

APF-43

19 szt./pcs./



400-06245

Nr kat.	SIZE (mm)	L (mm)
400 - 706	6	129
400 - 707	7	135
400 - 708	8	142
400 - 709	9	155
400 - 710	10	161
400 - 711	11	168
400 - 712	12	174
400 - 713	13	180
400 - 714	14	193
400 - 715	15	200
400 - 716	16	207
400 - 717	17	227
400 - 718	18	239
400 - 719	19	250
400 - 720	20	259
400 - 721	21	271
400 - 722	22	295
400 - 723	23	317
400 - 724	24	317
400 - 06245	ZESTAW - SOFT 43	

SOFT 44

APF-44

6 szt./pcs./



800-E06245

Nr kat.	SIZE (mm)	L (mm)
800 - E06245	6 x 8	168
800 - E06245	7 x 11	187
800 - E06245	10 x 12	205
800 - E06245	14 x 18	245
800 - E06245	16 x 22	255
800 - E06245	20 x 24	265

A-280P

4 szt./pcs./

A - 280P45

L= 280mm; 45°



A - 280P0

L= 280 mm



A - 280P90

L= 280mm, 90°



A - 280P18

L= 280, HEAD 18 mm



A-OCF3

3 szt./pcs./

A - OCF3

8 x 9mm; L=250mm

10 x 11mm; L=315mm

12 x 13mm; L=355mm

APF 1

SOFT 1

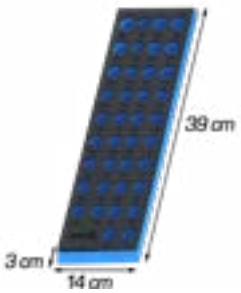

APF 2

SOFT 2

APF 6

SOFT 6

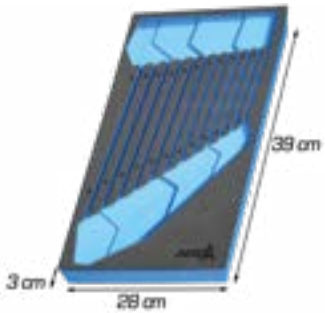

APF 7/9

SOFT 7/9



APF 10

SOFT 10



APF 16

SOFT 16

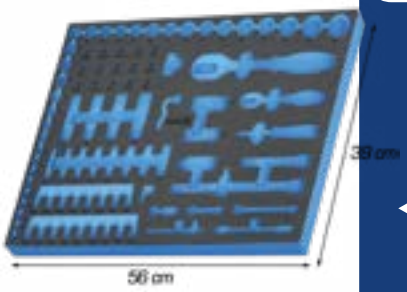

APF 17

SOFT 17



APF 18

SOFT 18



APF 19

SOFT 19

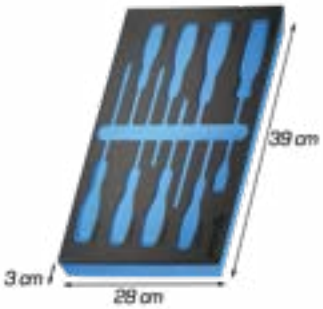

APF 20

SOFT 20



APF 22

SOFT 22



APF 23

SOFT 23



APF 24

SOFT 24



APF 25

SOFT 25

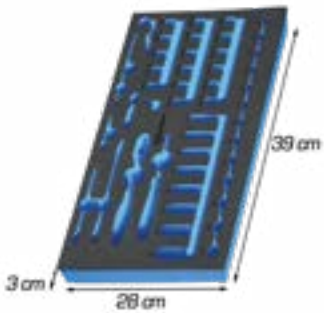

APF 26

SOFT 26



APF 27

SOFT 27



APF 28

SOFT 28

APF 29

SOFT 29

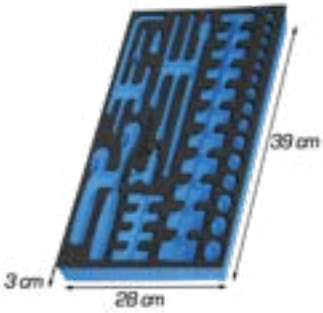

APF 30

SOFT 30



APF 31

SOFT 31

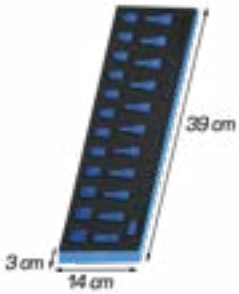

APF 32

SOFT 32



APF 33

SOFT 33

APF 34

SOFT 34



APF 35

SOFT 35

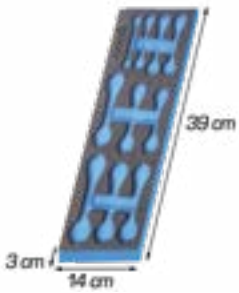

APF 36

SOFT 36

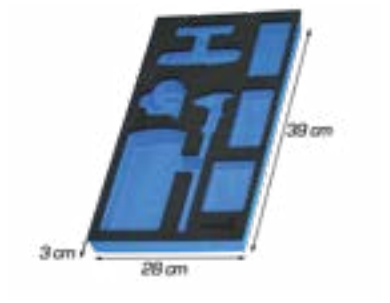

APF 37

SOFT 37



APF 38

SOFT 38



APF 39

SOFT 39



APF 40



APF 41

SOFT 41



A – CP25K



Nr kat.	L1 (mm)	L2 (mm)	L3 (mm)	L4 (mm)
A – CP12	311	58	48	7.2
A – CP16	410	63	80	13.0
A – CP25K	266	45	51	8.7

Nr kat	JAW ROZSTAW SZCZĘK (mm)	JAW WIDE SZEROKOŚĆ SZCZĘK (mm)
A – CP16	0 – 86	13

A-TS08

Szczypce zaciskowe z blokadą 8”
8” Locking Plier Sheet Metal Tool

A-TS10

Szczypce zaciskowe z blokadą 10”
10” Locking Plier Sheet Metal Tool

A-TL06

Szczypce zaciskowe z długimi szczękami i przecinakiem do drutu 6”
6” Locking Plier Long Nose With Wire Cutter

A-TL09



Szczypce zaciskowe z długimi szczękami i przecinakiem do drutu 9”
9” Locking Plier Long Nose With Wire Cutter

A-AT06

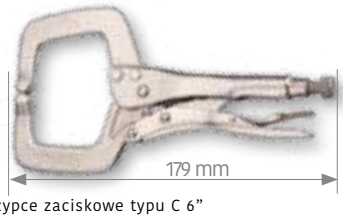

Szczypce zaciskowe typu C 6”
6” Locking Plier Locking C Clamps

A-AT11



Szczypce zaciskowe typu C 11”
11” Locking Plier Locking C Clamps

A-AT18

Szczypce zaciskowe typu C 18”
18” Locking Plier Locking C Clamps

A-FC06

Szczypce zaciskowe - płaskie 6”
6” Claw-Grip Plier

A-FD06

Szczypce zaciskowe z blokadą 6”
6” Claw-Grip Plier

A-TH05

Szczypce zaciskowe z blokadą i przecinakiem do drutu 5”
5” Locking Plier Curved Jaw with Wire Cutter

A-TH06

Szczypce zaciskowe z blokadą i przecinakiem do drutu 6”
6” Locking Plier Curved Jaw with Wire Cutter

A-TH07

Szczypce zaciskowe z blokadą i przecinakiem do drutu 7”
7” Locking Plier Curved Jaw with Wire Cutter

A-TW09



Szczypce zaciskowe z blokadą do spawania 9”
9” Locking Plier Heavy Duty Locking Welding Clamp

A-TW11



Szczypce zaciskowe z blokadą do spawania 11”
11” Locking Plier Heavy Duty Locking Welding Clamp

A-Txx

Szczypce zaciskowe z blokadą i przecinakiem do drutu 7”
7” Locking Plier Curved Jaw with Wire Cutter



A-MCP241

A-MCP237

175 mm

A-WS25A

170 mm

A-LNPL

A-COM180

180 mm

A-DIA180

180 mm

A-GROP250

250 mm

A-4705

147 mm

6 – 15 mm

A-4707

180 mm

12 – 65

A-4709

240 mm

32 – 80

A-4715

147 mm

6 – 15 mm

A-4717

180 mm

12 – 65

A-4719

240 mm

32 – 80

A-4725

147 mm

6 – 15 mm

A-4727

180 mm

12 – 65

A-4729

240 mm

32 – 80

A-4735

147 mm

6 – 15 mm

A-4737

180 mm

12 – 65

A-4739

240 mm

32 – 80

LDW132-40

LDW165

LDW139

LDW132-42

LDW137

LDW169

LDP 148

125 x 60 x 30 mm
1,37 kg

LDP 150

120 x 58 x 28 mm
1,16 kg

LDP147

109 x 59 x 17 mm

LDP 159



128 x 58 x 29 mm

LDP 154

83 x 63 x 36 mm
1,08 kg

LDP110

125 x 54 x 44 mm
700 g

LDP 116

90 x 70 x 125 mm
1.3 kg

LDP 115

56 x 56 x 56 mm
730 g

LDP120

259 mm
500 g

LDP 179

840 g

LDP 122

285mm
820 g

LDP119

259 mm
500 g

LDP 113

50 mm
700 g

Nr kat.			mm
LA - 0.5 x 3.0/75	0.5	3.0	75
LA - 0.8 x 4.0/100	0.8	4.0	100
LA - 1.0 x 5.5/125	1.0	5.5	125
LA - 1.2 x 8.0/150	1.2	8.0	150
LA - 1.6 x 10.0/200	1.6	10.0	200
LA - 0.5 x 3.0/150	0.5	3.0	150
LA - 1.0 x 5.5/200	1.0	5.5	200
LA - 1.2 x 6.5/150	1.2	6.5	150
LAK - 1.2 x 6.5/100	1.2	6.5	100
LAK - 1.2 x 6.5/150	1.2	6.5	150
LAK - 1.2 x 8.0/150	1.2	8.0	150
LAK - 1.2 x 8.0/200	1.2	8.0	200
LAS - 1.2 x 6.5/38	1.2	6.5	38

Nr kat.		mm
LA -T6	4.0	75
LA -T7	4.0	75
LA -T8	4.0	75
LA -T9	4.0	75
LA -T10	5.0	100
LA -T15	5.0	100
LA -T20	5.0	100
LA -T25	6.0	100
LA -T27	6.0	100
LA -T30	6.0	100
LA -T40	7.0	100

Nr kat.		mm
LA -HEX 3	3.0	81
LA -HEX 4	4.0	97
LA -HEX 5	5.0	109
LA -HEX 6	6.0	137
LA -HEX 8	8.0	163
LA -HEX 10	10.0	185

PHILIPS

Nr kat.		mm
LA- PH0/75	3.0	75
LA- PH0/100	3.0	100
LA- PH1/75	5.0	75
LA- PH1/150	5.0	150
LA- PH2/100	6.0	100
LAK- PH2/100	6.0	100
LA- PH3/150	8.0	150
LA-K PH3/150	8.0	150
LA- PH4/200	9.5	200
LAS- PH2/38	6.0	38

POZIDRIVE

Nr kat.		mm
LA- PZ0/75	3.0	75
LA- PZ0/100	3.0	100
LA- PZ1/75	5.0	75
LA- PZ1/150	5.0	150
LA- PZ2/100	6.0	100
LAK- PZ2/100	6.0	100
LA- PZ3/150	8.0	150
LAK- PZ3/150	8.0	150
LA- PZ4/200	9.5	200
LAS- PZ2/38	6.0	38

Nr kat.		mm	mm	mm	mm
J9505NM	5x125	7.0	125	34	109
J9555NM	5.5x125	7.0	125	34	109
J9605NM	6x125	7.0	125	34	109
J9705NM	7x125	7.0	125	34	109
J9805NM	8x125	7.0	125	34	109
J9905NM	9x125	7.0	125	34	109
J9105NM	10x125	7.0	125	34	109
J9115NM	11x125	8.0	125	34	109
J9125NM	12x125	8.0	125	34	109
J9135NM	13x125	8.0	125	34	109

LAK - TYP



LAS - TYP

J3007G-A

7 PCS

•5.5 x 75
•6.5 x 100
•6.5 x 150
•8.0 x 150

•1 x 75
•2 x 100
•3 x 150

PHILIPS

J9008

8 PCS

•4 x 100
•5.5 x 125
•8 x 150
•6.5 x 38

PHILIPS
•1 x 75
•2 x 100
•3 x 150
•2 x 38

J9007B

7 PCS

•T10 x 100
•T15 x 100
•T20 x 100
•T25 x 100

•T27 x 100
•T30 x 100
•T40 x 100

J9009A

9 PCS

•1.5 x 86
•2 x 89
•2.5 x 99
•3 x 81
•4 x 97

•5 x 109
•6 x 137
•8 x 163
•10 x 185

Nr kat.		mm
LAL - HEX 2	2	110
LAL - HEX 2.5	2.5Z	110
LAL - HEX 3	3	110
LAL - HEX 4	4	110
LAL - HEX 5	5	160
LAL - HEX 6	6	160
LAL - HEX 7	7	160
LAL - HEX 8	8	200
LAL - HEX 10	10	215
LAL - HEX 12	12	215



Nr kat.		mm
LAL - T8	T8	110
LAL - T9	T9	110
LAL - T10	T10	110
LAL - T15	T15	110
LAL - T20	T20	110
LAL - T25	T25	160
LAL - T27	T27	160
LAL - T30	T30	160
LAL - T40	T40	185
LAL - T45	T45	215
LAL - T50	T50	215
LAL - T55	T55	215

J9A01E



J9A01C

J9ATP21

J9A04A

J9ARF2F



J9ATF2F



J9ARR2F

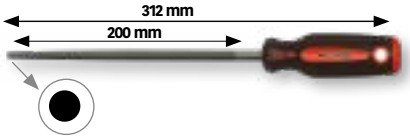

J9AFF2F



J9AFS43



J9AGS39

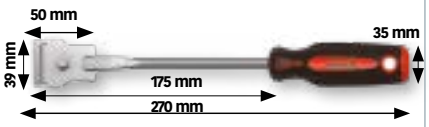

J9AGSBD



J3006P - A

- 1.5 x 40
- 2.0 x 40
- 2.5 x 40
- 3.0 x 40

- #00 x 40
- #0 x 40

S - H4PBS

- 200mm (8“)
- 300mm (12“)
- 450mm (18“)
- 600mm (24“)

S - 4PBS



- 200x10 mm
- 300x15 mm
- 450x20 mm
- 600x20 mm

A-LHW

Nr kat.	HEAD (g)	L (mm)
A-LHW01	100	260
A-LHW02	200	280
A-LHW03	300	300
A-LHW05	500	320
A-LHW10	1000	360
A-LHW15	1500	380
A-LHW20	2000	400

LSW 12

Nr kat.	HEAD (mm)	L (mm)
LSW 12-27	27	265
LSW 12-35	35	300
LSW 12-50	50	350
LZA23431	27	NYLON
LZA23432	27	POLY
LZA23425	35	NYLON
LZA23426	35	POLY
LZA23416	50	NYLON
LZA23421	50	POLY

LST 22

Nr kat.	HEAD (g)	L (mm)
LST 22-45	520	286
LST 22-55	1050	350

A - HHD55

5,5KG

Nr kat.	HEAD (mm)	L (mm)
A - HHD55	196	913

A-SP18C

10 szt/pcs

A-18CUT

Metalowa obudowa

zawiera 1 szt z zestawu A-SP18C

A-FC240

Materiał: Cr - Mo



S - B18SK4

Triple Cutting Edges



10 szt/pcs

S-KN18



12SZT OPAK

A-5RM19

5 metrów



A-6CCS

Materiał: Cr - Mo

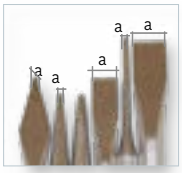

Nr kat.	a	Uchwyt ⬡	L (mm)
A - 6CCS/1	5	10	130
A - 6CCS/2	3	10	120
A - 6CCS/3	4	10	120
A - 6CCS/4	12	10	130
A - 6CCS/5	4	10	150
A - 6CCS/6	18	12	150

A-6PPS

Materiał: Cr - Mo

Nr kat.	Rozmiar	Uchwyt ⬡	L (mm)
A - 6PPS/2	2	8	115
A - 6PPS/3	3	8	125
A - 6PPS/4	4	10	150
A - 6PPS/5	5	10	165
A - 6PPS/6	6	12	180
A - 6PPS/8	8	12	180

A-S6PP

Materiał: CR-MO, CR-V

- 6pcs pin punch:
  - Ø3x10x180mmL
  - Ø4x10x180mmL
  - Ø5x10x180mmL
  - Ø6x10x180mmL
  - Ø7x10x180mmL
  - Ø8x10x180mmL
- 1pc center punch: Ø4x10x185mmL
- 1pc cross chisel: Ø5x10x170mmL
- 2pcs flat chisel: Ø16x10x170mmL- Ø20x14x210mmL

20 pcs
21 kg

A-S10PC

materiał: CR-MO, CR-V

- 1pc Ø3x10x180mmL
- 1pc Ø4x10x180mmL
- 1pc Ø5x10x180mmL
- 1pc Ø6x10x180mmL
- 1pc Ø7x10x180mmL
- 1pc Ø8x10x180mmL

10 pcs
16 kg

A-2MT10

2 metry

A-600CT

600 szt/pcs

KOLOR	DŁUGOŚĆ MM	SZEROKOŚĆ MM	ILOŚĆ/SZT.
żółte	98	2	100
niebieskie	100	2,5	100
zielone	100	2,5	100
czerwone	100	2,5	100
białe krótkie	149	3,5	100
białe długie	199	4,5	50
czarne	199	4,5	50

OPASKI ZACISKOWE/ KABELBINDER/ CABLE TIES

A-CT52BU

A-CT52R

A-CT52Y

A-CT52W

A-CT53W

A-CT52BK

A-CT53BU

A-CT53R

A-CT53Y

A-CT53BK

Nr Kat	KOLOR	ROZMIAR	ILOŚĆ
A-CT52BU	BLUE	5 x 250 mm	50
A-CT52R	RED	5 x 250 mm	50
A-CT52Y	YELLOW	5 x 250 mm	50
A-CT52W	WHITE	5 x 250 mm	50
A-CT52BK	BLACK	5 x 250 mm	50
A-CT53BU	BLUE	5 x 300 mm	50
A-CT53R	RED	5 x 300 mm	50
A-CT53Y	YELLOW	5 x 300 mm	50
A-CT53W	WHITE	5 x 300 mm	50
A-CT53BK	BLACK	5 x 300 mm	50

A-BSET31

ZESTAW BITÓW + HOLDER MAGNETYCZNY
składa się z 31 elementów
1 - 60 mmL 1/4” adaptor
30 - 1/4”x25mmL stal S2

	Rozmiary
PHILIPS	#1,#2X3,#3X2
HEX	2, 2.5, 3, 4, 5, 6
TORX	T10,T15,T20,T25,T30,T40
SLOTTED	3, 4, 4.5, 5, 5.5, 6, 6.5
POZIDRIVE	#1,#2X3,#3X2

Display Box
przy zakupie 18 sztuk

HEX

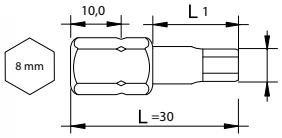

SIZE	Nr kat.	L (mm)	L1 (mm)
H7	A – B830H07	30	10
H8	A – B830H08	30	14
H10	A – B830H10	30	14
H12	A – B830H12	30	14
H14	A – B830H14	30	14

TORX

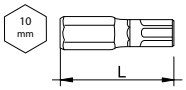

SIZE	Nr kat.	L (mm)	L1 (mm)
T40	A – B830T40	30	13
T45	A – B830T45	30	13
T50	A – B830T50	30	13
T55	A – B830T55	30	13
T60	A – B830T60	30	13
T70	A – B830T70	30	15

PHILIPS

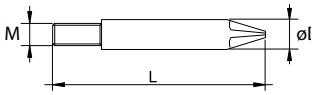

SIZE	Nr kat.	L (mm)	M (mm)	Ø D
PH3	A – B830PH3	30	–	13
PH4	A – B830PH4	30	–	13

POZIDRIVE

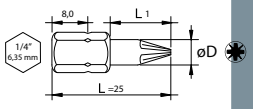

SIZE	Nr kat.	L (mm)	L1 (mm)	Ø D
PZ3	A – B830PZ3	30	12	8
PZ4	A – B830PZ4	30	12	8

TORX

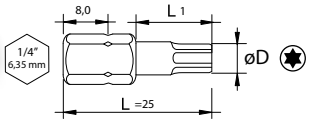

SIZE	Nr kat.	L (mm)	L1 (mm)	
TH10	A – B830TH10	30	14	w/tamper
TH15	A – B830TH15	30	14	w/tamper
TH20	A – B830TH20	30	14	w/tamper
TH25	A – B830TH25	30	14	w/tamper
TH27	A – B830TH27	30	14	w/tamper
TH30	A – B830TH30	30	14	w/tamper
TH40	A – B830TH40	30	14	w/tamper
TH45	A – B830TH45	30	14	w/tamper
TH50	A – B830TH50	30	14	w/tamper
TH55	A – B830TH55	30	15	w/tamper
TH60	A – B830TH60	30	15	w/tamper
TH70	A – B830TH70	30	15	w/tamper

SLOTTED

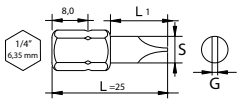

SIZE	Nr kat.	L (mm)	L1 (mm)	G
SL8	A – B830SL08	30	8	0.8x0.1
SL10	A – B830SL10	30	8	–
SL12	A – B830SL12	30	14	1.2x0.2

PHILIPS

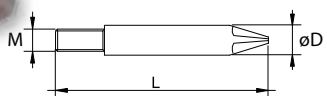

SIZE	Nr kat.	L (mm)	L1 (mm)	Ø D
PH1	A – B625PH1	25	1/4”	12

SLOTTED

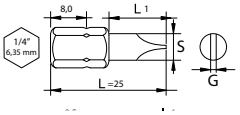

SIZE	Nr kat.	L (mm)	G	L1
SL4	A – B625SL4	25	4.0x0.1	12
SL5.5	A – B625SL5.5	25	5.5x0.1	12

TORX

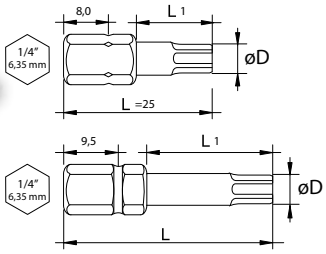

SIZE	Nr kat.	L (mm)	L1 (mm)	Ø D
T8	A – B625T08	30	8	–
T9	A – B625T09	30	8	–
T10	A – B625T10	30	8	–
T15	A – B625T15	30	8	–
T20	A – B625T20	30	8	–
T25	A – B625T25	30	8	–
T27	A – B625T27	30	8	–
T30	A – B625T30	30	8	–
T40	A – B625T40	30	8	–
T45	A – B625T45	30	8	–
T50	A – B625T50	30	8	–

TORX

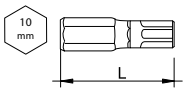

SIZE	Nr kat.	L (mm)	Ø D	
T08	A–B625T08	25	1/4”	w/o tamper
T09	A–B625T09	25	1/4”	w/o tamper
T10	A–B625T10	25	1/4”	w/o tamper
T15	A–B625T15	25	1/4”	w/o tamper
T20	A–B625T20	25	1/4”	w/o tamper
T25	A–B625T25	25	1/4”	w/o tamper
T27	A–B625T27	25	1/4”	w/o tamper
T30	A–B625T30	25	1/4”	w/o tamper
T40	A–B625T40	25	1/4”	w/o tamper
T45	A–B625T45	25	1/4”	w/o tamper
T50	A–B625T50	25	1/4”	w/o tamper

POZIDRIVE

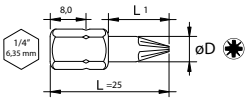

SIZE	Nr kat.	L (mm)	L1 (mm)	Ø D
PZ1	A–B625PZ1	25	11	10
PZ2	A–B625PZ2	25	11	11

SIZE	Nr kat.	L (mm)	Ø D	
M5	A – B625M5	25	1/4”	–
M6	A – B625M6	25	1/4”	–
M8	A – B625M8	25	1/4”	–

TORX

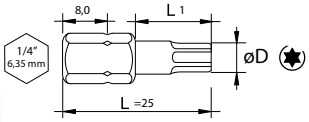

SIZE	Nr kat.	L (mm)	Ø D	
TH10	A–B625TH10	25	1/4”	w/tamper
TH15	A–B625TH15	25	1/4”	w/tamper
TH20	A–B625TH20	25	1/4”	w/tamper
TH25	A–B625TH25	25	1/4”	w/tamper
TH27	A–B625TH27	25	1/4”	w/tamper
TH30	A–B625TH30	25	1/4”	w/tamper
TH40	A–B625TH40	25	1/4”	w/tamper
TH45	A–B625TH45	25	1/4”	w/tamper

POZIDRIVE

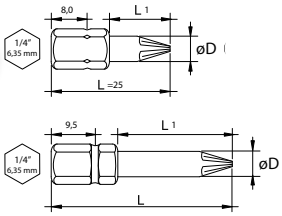

SIZE	Nr kat.	L (mm)	L1 (mm)	Ø D
PZ1	A – 12251	25	11	5,0
PZ1	A – 12275	50	24	5,0
PZ1	A – 12281	75	49	5,0
PZ1	A – 12291	100	74	5,0
PZ1	A – 12292	150	124	5,0
PZ2	A – 12252	25	11	6,0
PZ2	A – 12277	50	24	6,0
PZ2	A – 12283	75	49	6,0
PZ2	A – 12293	100	74	6,0
PZ2	A – 12295	150	124	6,0
PZ3	A – 12256	25	11	6,0
PZ3	A – 12279	50	24	6,0
PZ3	A – 12280	75	49	6,0
PZ3	A – 12296	100	74	6,0
PZ3	A – 12297	150	124	6,0

TORX

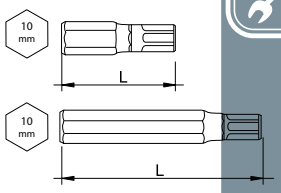

SIZE	Nr kat.	L (mm)
T20	8940620	30
T25	8940625	30
T30	8940630	30
T40	8940640	30
T45	8940645	30
T50	8940650	30
T55	8940655	30
T20	8950620	75
T25	8950625	75
T30	8950630	75
T40	8950640	75
T45	8950645	75
T50	8950650	75
T55	8950655	75

PHILIPS

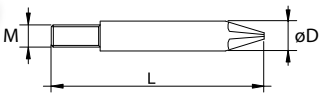

SIZE	Nr kat.	L (mm)	M (mm)	Ø D
PH1	A–3491/34PH	34	M4	5,5
PH1	A–3491/45PH	45	M4	5,5
PH1	A–3591/34PH	34	M5	5,5
PH1	A–3591/45PH	45	M5	5,5
PH2	A–3492/34PH	34	M4	6,0
PH2	A–3492/45PH	45	M4	6,0
PH2	A–3592/34PH	34	M5	6,0
PH2	A–3592/45PH	45	M5	6,0

POZIDRIVE

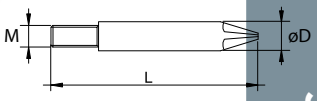

SIZE	Nr kat.	L (mm)	M (mm)	Ø D
PZ1	PZ1	45	M5	5,0
PZ2	PZ2	45	M5	6,0

PHILIPS

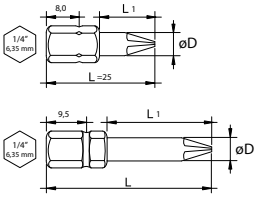

SIZE	Nr kat.	L (mm)	L1 (mm)	Ø D
PH0	A – 12001	25	11	3,0
PH1	A – 12002	25	11	5,0
PH1	A – 12051	50	24	5,0
PH1	A – 12053	75	49	5,0
PH1	A – 12055	100	74	5,0
PH1	A – 12056	150	124	5,0
PH2	A – 12004	25	11	6,0
PH2	A – 12057	50	24	6,0
PH2	A – 12059	75	49	6,0
PH2	A – 12061	100	74	6,0
PH2	A – 12062	150	124	6,0
PH3	A – 12007	25	11	6,0
PH3	A – 12064	50	24	6,0
PH3	A – 12067	75	49	6,0
PH3	A – 12070	100	74	6,0
PH3	A – 12071	150	124	6,0

SLOTTED

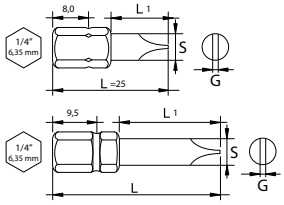

SIZE G x S	Nr kat.	L (mm)	L1 (mm)
0,5 x 3	A – 12140	25	14
0,5 x 3	A – 12221	50	24
0,5 x 4	A – 12141	25	14
0,5 x 4	A – 12222	50	24
0,6 x 4,5	A – 12142	25	14
0,6 x 4,5	A – 12224	50	24
0,5 x 5,5	A –12143	25	14
1,0 x 5,5	A – 12226	50	24
1,0 x 6,0	A – 12144	25	14
1,0 x 6,0	A – 12228	50	24
1,2 x 6,5	A – 12145	25	14
1,2 x 6,5	A – 12229	50	24
1,2 x 8,0	A – 12146	25	14
1,2 x 8,0	A – 12230	50	24
1,6 x 8,0	A – 12147	25	14
1,6 x 8,0	A – 12231	50	24

XZN

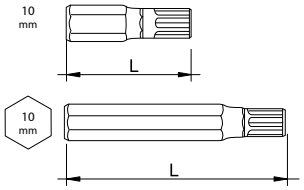

SIZE	Nr kat.	L (mm)
5	8940705	30
6	8940706	30
8	8940708	30
10	8940710	30
12	8940712	30
5	8950705	75
6	8950706	75
8	8950708	75
10	8950710	75
12	8950712	75

MAGNES

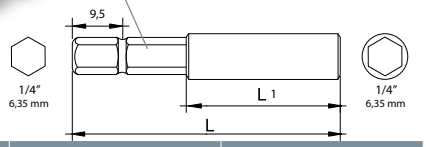

Nr kat.	L (mm)	L 1 (mm)
A – BITH50	50	25
A – BITH75	75	47
A – BITH100	100	47
A – BITH150	150	47

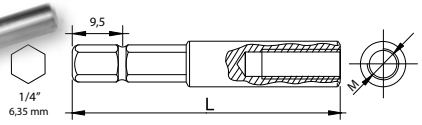

Nr kat.	L (mm)	M
A – 1488/5	175	5
A – 1488/4	175	4
A – 1487/5	84	5
A – 1487/4	84	4

PHILIPS

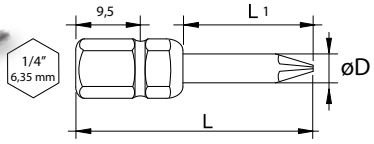

SIZE	Nr kat.	L (mm)	L1 (mm)	Ø D
PH0	A – 446142	40	–	1,4
PH0	A – 446152	40	20	2
PH0	A – 446158	40	20	2,5
PH0	A – 446143	60	20	1,4
PH0	A – 446153	60	20	2
PH0	A – 446159	60	2–	2,5

HEX

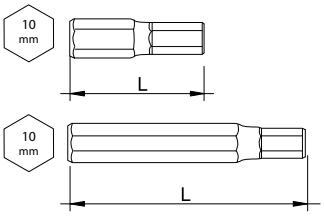

SIZE	Nr kat.	L (mm)
HEX 4	8940404	30
HEX 5	8940405	30
HEX 6	8940406	30
HEX 7	8940407	30
HEX 8	8940408	30
HEX 10	8940410	30
HEX 12	8940412	30
HEX 4	8950404	75
HEX 5	8950405	75
HEX 6	8950406	75
HEX 7	8950407	75
HEX 8	8950408	75
HEX 10	8950410	75
HEX 12	8950412	75

HEX

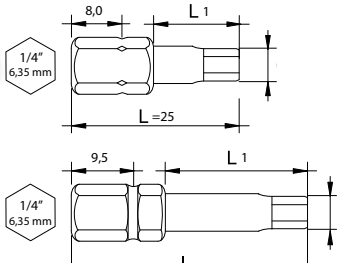

SIZE	Nr kat.	L (mm)	L1 (mm)
2	A – 12375	25	11
2	A – 12410	50	24
2,5	A – 12376	25	11
2,5	A – 12411	50	24
3	A – 12377	25	11
3	A – 12412	50	24
4	A – 12378	25	11
4	A – 12413	50	24
5	A – 12379	25	11
5	A – 12414	50	24
6	A – 12380	25	11
6	A – 12415	50	24
8	A – 12381	25	11
8	A – 12416	50	24

TORX

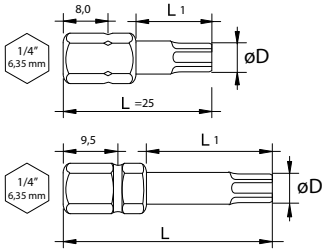

SIZE	Nr kat.	L (mm)	L1 (mm)	Ø D
T5	A – T5	25	11	3,0
T6	A – T6	25	11	4,0
T6	A – T6 – 50	50	24	4,0
T7	A – T7	25	11	4,0
T7	A – T7 – 50	50	24	4,0
T8	A – T8	25	11	4,5
T8	A – T8 – 50	50	24	4,5
T9	A – T9	25	11	4,5
T9	A – T9 – 50	50	24	4,5
T10	A – T10	25	11	4,5
T10	A – T10 – 50	50	24	4,5
T15	A – T15	25	11	4,5
T15	A – T15 – 50	50	24	4,5
T20	A – T20	25	11	5,0
T20	A – T20 – 50	50	24	5,0
T25	A – T25	25	11	5,0
T25	A – T25 – 50	50	24	5,0
T27	A – T27	25	11	5,5
T27	A – T27 – 50	50	24	5,5
T30	A – T30	25	11	6,0
T30	A – T30 – 50	50	24	6,0
T40	A – T40	25	11	7,0
T40	A – T40 – 50	50	24	7,0

1/4"

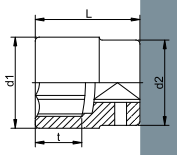

Nr kat.	Rozmiar śruby (mm)	D1 (mm)	D2 (mm)	t (mm)	L (mm)
22604	E4	6.2	12	5	25
22605	E5	7.2	12	5	25
22606	E6	8.5	12	5	25
22607	E7	9.2	12	6	25
22608	E8	10.2	12	7	25
22610	E10	12	14	10	25
22611	E11	12.2	14	11	25
22612	E12	14.5	14	14	25

32604	E4	6.9	12	5	50
32605	E5	8.1	12	5	50
32606	E6	8.8	12	5	50
32607	E7	9.6	12	6	50
32608	E8	10.6	12	7	50

1/4"

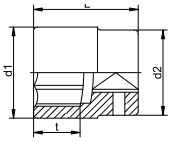

Nr kat.	Rozmiar śruby (mm)	D1 (mm)	D2 (mm)	t (mm)	L (mm)
522604	4	6.8	11.9	5	25
522645	4.5	7.1	11.9	5	25
522605	5	8.0	11.9	5	25
522655	5.5	8.3	11.9	5	25
522606	6	9.3	11.9	5	25
522607	7	10.5	11.9	5	25
522608	8	11.9	11.9	5	25
522609	9	13.0	13.0	8	25
522610	10	14.0	14.0	8	25
522611	11	15.9	15.9	8	25
522612	12	16.9	16.9	10	25
522613	13	17.8	17.8	10	25

542604	4	6.8	11.9	5	50
542645	4.5	7.1	11.9	5	50
542605	5	8.0	11.9	5	50
542655	5.5	8.3	11.9	5	50
542606	6	9.3	11.9	8	50
542607	7	10.5	11.9	8	50
542608	8	11.9	11.9	8	50
542609	9	13.0	13.0	11	50
542610	10	14.0	14.0	11	50
542611	11	15.9	15.9	11	50
542612	12	16.9	16.9	13	50
542613	13	17.8	17.8	13	50
542614	14	19.6	19.6	16	50

1/4"



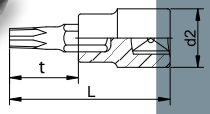

Nr kat.	Rozmiar śruby (mm)	D2 (mm)	t (mm)	L (mm)
700200	0	11.9	18	37
700201	1	11.9	18	37
700202	2	11.9	18	37
700203	3	11.9	18	37
700204	4	11.9	18	37

POZIDRIVE

710200	0	11.9	18	37
710201	1	11.9	18	37
710202	2	11.9	18	37
710203	3	11.9	18	37

SLOTTED

740203	3	11.9	18	37
740235	3.5	11.9	18	37
740204	4	11.9	18	37
740205	5	11.9	18	37
740255	5.5	11.9	18	37
740206	6	11.9	18	37
740265	6.5	11.9	18	37
740207	7	11.9	18	37
740208	8	11.9	18	37

1/4”

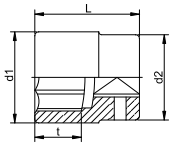

Nr kat.	Rozmiar śruby (mm)	D1 (mm)	D2 (mm)	t (mm)	L (mm)
522204	4	7.0	11.9	5	25
522245	4.5	7.5	11.9	5	25
522205	5	8.0	11.9	5	25
522255	5.5	9.0	11.9	5	25
522206	6	9.0	11.9	5	25
522207	7	10.7	11.9	5	25
522208	8	12	11.9	5	25
522209	9	13.0	13.0	8	25
522210	10	14.0	14.0	8	25
522211	11	16.0	15.9	8	25
522212	12	17.0	16.9	8	25
522213	13	18.0	17.8	10	25
522214	14	20	19.6	10	25
542204	4	7.0	11.9	5	50
542245	4.5	7.5	11.9	5	50
542205	5	8.0	11.9	5	50
542255	5.5	9.0	11.9	5	50
542206	6	9.0	11.9	8	50
542207	7	10.7	11.9	8	50
542208	8	12	11.9	8	50
542209	9	13.0	13.0	11	50
542210	10	14.0	14.0	11	50
542211	11	16.0	15.9	11	50
542212	12	17.0	16.9	13	50
542213	13	18.0	17.8	13	50
542214	14	20.0	19.6	16	50

1/4”

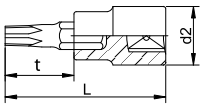

Nr kat.	Rozmiar śruby (mm)	D2 (mm)	t (mm)	L (mm)
720202	2	11.9	18	37
720225	2.5	11.9	18	37
720203	3	11.9	18	37
720204	4	11.9	18	37
720205	5	11.9	18	37
720206	6	11.9	18	37
720207	7	11.9	18	37
720208	8	11.9	18	37
720210	10	11.9	18	37
730206	T6	11.9	18	37
730207	T7	11.9	18	37
730208	T8	11.9	18	37
730209	T9	11.9	18	37
730210	T10	11.9	18	37
730215	T15	11.9	18	37
730220	T20	11.9	18	37
730225	T25	11.9	18	37
730227	T27	11.9	18	37
730230	T30	11.9	18	37
730240	T40	11.9	18	37

1/4”

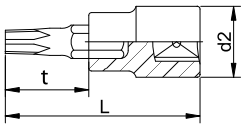

Nr kat.	Rozmiar śruby (mm)	D2 (mm)	t (mm)	L (mm)
731206	T6	11.9	18	37
731207	T7	11.9	18	37
731208	T8	11.9	18	37
731209	T9	11.9	18	37
731210	T10	11.9	18	37
731215	T15	11.9	18	37
731220	T20	11.9	18	37
731225	T25	11.9	18	37
731227	T27	11.9	18	37
731230	T30	11.9	18	37
731240	T40	11.9	18	37

1/4”

Nr kat.	L (mm)		
422300	25.5	1/4”	3/8”

1/4”

Nr kat.	L (mm)		
102200	25	12	10.5

1/4”

Nr kat.	L (mm)		
2721001	38	1/4”	1/4”

1/4”

Nr kat.	L (mm)	B (mm)
282108	150	65

1/4”

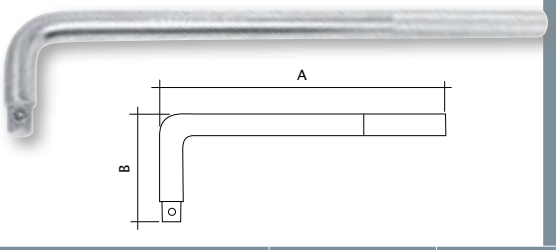

Nr kat.	A (mm)	B (mm)
262111	165	25

1/4”

Nr kat.	L (mm)
292111	114

1/4”

Nr kat.	L (mm)
242215	150
242215RK	-

1/4”

Nr kat.	L (mm)
211203	75
211204	100
211206	150
211210	250
211240	400

1/4”

Nr kat.	L (mm)
211203W	75
211204W	100
211206W	150
211240W	400

1/4”

Nr kat.	L (mm)
200206	150

BIT SET - 8 1/4”T

BIT SET - 8 1/4”S



Nr kat.	Rozmiar śruby (mm)
BIT SET - 8 1/4”T	TX8,TX10,TX15,TX20
BIT SET - 8 1/4”S	TX25,TX27,TX30,TX40

A- KH4217 1/4”

MECHANIZM GRZECHOTKOWY - 72 zęby

Nr kat.	L (mm)	g
A - KH4217 1/4”	145	120

A - KH6214 1/4”

Nr kat.	L (mm)	g
A-KH6214 1/4”	81	8

KH2400N 1/4”

MECHANIZM GRZECHOTKOWY - 48 zębów

Nr kat.	L (mm)	g
KH2400N 1/4”	160	150
KH2400N - RK 1/4”		

A - KH2072 1/4”

MECHANIZM GRZECHOTKOWY - 72 zęby

Nr kat.	L (mm)	g
A - KH2072 1/4”	255	128

KH2014 1/4”

MECHANIZM GRZECHOTKOWY - 48 zębów

Nr kat.	L (mm)	g
KH2014 1/4”	108	99
KH2014 - RK 1/4”		

A - SR1472 “1/4”

MECHANIZM GRZECHOTKOWY - 72 zęby

Nr kat.	L (mm)	g
A - SR1472 1/4”	200	

KH2500 1/4”

MECHANIZM GRZECHOTKOWY - 72 zęby

Nr kat.	L (mm)	g
KH2500 1/4”	140	180
KH2500/ZN 1/4”		

A-KH6014F 1/4”

MECHANIZM GRZECHOTKOWY - 60 zębów

Nr kat.	L (mm)	g
A-KH6014F 1/4”	200 - 255	200
KH6014F-RK-1/4”		

A-KH14SL 1/4”

GRZECHOTKA LONG 1/4”

Nr kat.	L (mm)	g
A-KH14SL 1/4”	275	0.223

3/8”

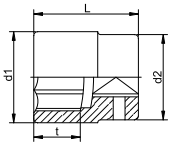

Nr kat.	Rozmiar śruby (mm)	D1 (mm)	D2 (mm)	t (mm)	L (mm)
523608	8	12.7	17	8	28
523609	9	13.5	17	8	28
523610	10	14.5	17	8	28
523611	11	16.0	17	8	28
523613	13	18.0	17	8	28
523614	14	20.0	18	12	28
523615	15	22.0	20	12	28
523616	16	22.0	20	12	28
523617	17	24.0	22	12	30
523618	18	26.0	23	12	30
523619	19	26.0	24	14	30
523620	20	28.0	25	14	30
523621	21	28.0	26	14	30
523622	22	30.0	26	14	30
523623	23	31.6	27	14	30
523624	24	32.0	28	16	30
543608	8	12.7	17	9	63
543609	9	13.5	17	9	63
543610	10	14.5	17	9	63
543611	11	16.0	17	12	63
543612	12	17.0	16	12	63
543613	13	18.0	17	12	63
543614	14	20.0	18	15	63
543615	15	22.0	20	15	63
543616	16	22.0	20	15	63
543617	17	24.0	22	15	63
543618	18	26.0	23	18	63
543619	19	26.0	24	18	63
543620	20	28.0	25	18	63
543621	21	28.0	26	18	63
543622	22	30.0	27	21	63
543623	23	31.6	27	21	63
543624	24	32.0	28	21	63

3/8”

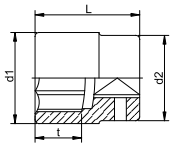

Nr kat.	Rozmiar śruby (mm)	D1 (mm)	D2 (mm)	t (mm)	L (mm)
523208	8	11.8	17	8	28
523209	9	13.2	17	8	28
523210	10	14.5	17	8	28
523211	11	15.7	17	8	28
523212	12	17.0	16	8	28
523213	13	18.0	16.5	8	28
523214	14	19.6	17.0	12	28
523215	15	20.9	18.0	12	28
523216	16	22.0	19.0	12	28
523217	17	23.4	20.0	12	30
523218	18	24.6	21.0	12	30
523219	19	26.0	23.0	14	30
523220	20	27.1	24.0	14	30
523221	21	28.0	25.0	14	30
523222	22	29.6	26.0	14	30
523223	23	31.6	27.0	14	30
523224	24	32.0	28.0	16	30
543208	8	11.8	17	9	63
543209	9	13.2	17	9	63
543210	10	14.5	17	9	63
543211	11	15.7	17	12	63
543212	12	17.0	16	12	63
543213	13	18.0	16.5	12	63
543214	14	19.6	17.0	15	63
543215	15	20.9	18.0	15	63
543216	16	22.0	19.0	15	63
543217	17	23.4	20.0	15	63
543218	18	24.6	21.0	18	63
543219	19	26.0	23.0	18	63
543220	20	27.1	24.0	18	63
543221	21	28.0	25.0	18	63
543222	22	29.6	26.0	21	63
543223	23	31.6	27.0	21	63
543224	24	32.0	28.0	21	63

3/8”

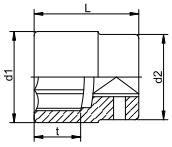

Nr kat.	Rozmiar śruby (mm)	D1 (mm)	D2 (mm)	t (mm)	L (mm)
23604	E4	6.0	17	5	28
23605	E5	7.0	17	5	28
23606	E6	8.0	17	6	28
23607	E7	9	17	7	28
23608	E8	10.0	17	7	28
23610	E10	12	17	8	28
23611	E11	13.0	17	8	28
23612	E12	14.5	17	8	28
23614	E14	18.0	18	10	28
23616	E16	20	20	10	28
23618	E18	22	22	11	28

3/8”

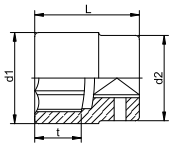

Nr kat.	Rozmiar śruby (mm)	D1 (mm)	D2 (mm)	t (mm)	L (mm)
33604	E4	6.9	17	5	63
33605	E5	8.0	17	5	63
33606	E6	9.2	17	6	63
33607	E7	10.6	17	7	63
33608	E8	11.8	17	7	63
33610	E10	12.0	17	8	63
33611	E11	13.0	17	8	63
33612	E12	14.5	17	8	63
33614	E14	18	16.5	10	63
33616	E16	20	17	10	63
33618	E18	22	19	12	63

3/8”

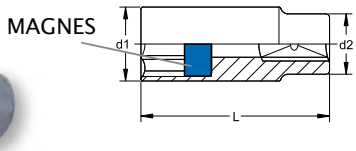

Nr kat.	Rozmiar śruby (mm)	D1 (mm)	D2 (mm)	L (mm)
563616	16	22	18.8	65
563618	18	26	20.4	65
563621	21	28	21.5	65

3/8”



Nr kat.	A (mm)	B (mm)
263111	160	50

3/8”

Nr kat.	L (mm)		
423200	27	3/8”	1/4”

3/8”

Nr kat.	L (mm)
243225	250
243225RK	–

3/8”

Nr kat.	L (mm)
239116	164

3/8”

Nr kat.	L (mm)		
423400	25.5	3/8”	1/2”

3/8”

Nr kat.	L (mm)
211303	75
211305	125
211304	150
211306	200
211340	400

3/8”

Nr kat.	L (mm)
211303W	75
211304W	150
211306W	200
211340W	400

3/8”

Nr kat.	L (mm)		
103100	28	3/8”	8 mm
103200	29	3/8	10mm

3/8”

Nr kat.	L (mm)		
2731001	50	3/8”	3/8”

A – SR3872 3/8”

MECHANIZM GRZECHOTKOWY – 72 zęby

Nr kat.	L (mm)	g
A – SR3872 3/8”	200	

A – KH3072 3/8”

MECHANIZM GRZECHOTKOWY – 72 zęby

Nr kat.	L (mm)	g
A – KH3072 3/8”	255	297

A – KH6038F 3/8”

MECHANIZM GRZECHOTKOWY – 60 zębów

A-KH6038F -RK 3/8”

Nr kat.	L (mm)	g
A-KH6038F 3/8”	265 – 366	500
A-KH6038F -RK 3/8”		

A – KH4317 3/8”

MECHANIZM GRZECHOTKOWY – 72 zęby

A – KH4317-RK 3/8”

Nr kat.	L (mm)	g
A – KH4317 3/8”	199	300

KH2400N 3/8”

MECHANIZM GRZECHOTKOWY – 48 zębów

KH2400N-RK 3/8”

Nr kat.	L (mm)	g
KH2400N 3/8”	200	300
KH2400N – RK 3/8”		

KH2038 3/8”

MECHANIZM GRZECHOTKOWY – 48 zębów

KH2038-RK 3/8”

Nr kat.	L (mm)	g
KH2038 3/8”	140	232
KH2038 -RK 3/8”		

A – KH6238 3/8”

Nr kat.	L (mm)	g
A-KH6238 3/8”	262	20

A – KH38SL 3/8”

GRZECHOTKA LONG 3/8”

Nr kat.	L (mm)	g
A – KH38SL 3/8”	435	O.638

1/2”

GUMKA

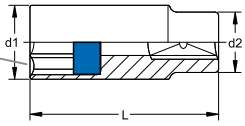

Nr kat.	Rozmiar śruby (mm)	D1 (mm)	D2 (mm)	L (mm)
564616R	16	22	22,0	65
564618R	26	24,7	26.0	65
564621R	27.5	26	27.0	65

1/2”

MAGNES

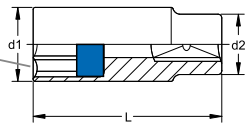

Nr kat.	Rozmiar śruby (mm)	D1 (mm)	D2 (mm)	L (mm)
564616M	16	22	22,0	65
564618M	26	24,7	26.0	65
564621M	27.5	26	27.0	65

1/2”

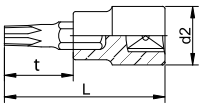

Nr kat.	Rozmiar śruby (mm)	D2 (mm)	t (mm)	L (mm)
730420	TX20	21.7	17	55
730425	TX25	21.7	17	55
730427	TX27	21.7	17	55
730430	TX30	21,7	17	55
730440	TX40	21,7	17	55
730445	TX45	21,7	17	55
730450	TX50	21,7	17	55
730455	TX55	21,7	17	55
730460	TX60	21,7	17	55

1/2”

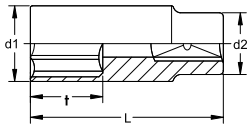

Nr kat.	Rozmiar śruby (mm)	D1 (mm)	D2 (mm)	t (mm)	L (mm)
544608	8	13,2	22,0	12	77
544609	9	13,9	22,0	12	77
544610	10	15,5	22,0	12	77
544611	11	16,5	22,0	12	77
544612	12	18.0	22,0	12	77
544613	13	19.0	22,0	12	77
544614	14	20.5	22,0	15	77
544615	15	22.0	21,0	15	77
544616	16	22.0	21,0	15	77
544617	17	24,0	22,0	15	77
544618	18	26.0	23,0	18	77
544619	19	26,0	23,0	18	77
544620	20	28,0	25,0	18	77
544621	21	28,0	25,0	18	77
544622	22	30,0	26,0	21	77
544623	23	32,0	28,0	24	77
544624	24	32,0	28,0	24	77
544625	25	36,0	30,0	27	77
544626	26	36,0	30,0	27	77
544627	27	36,0	30,0	27	77
544628	28	36,0	30,0	27	77
544630	30	40,0	34,0	30	77
544632	32	42,0	36,0	33	77
544636	32	42,0	36,0	33	77

1/2”

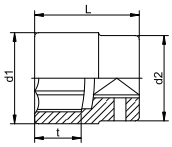

Nr kat.	Rozmiar śruby (mm)	D1 (mm)	D2 (mm)	t (mm)	L (mm)
24610	E10	14	22	7	38
24612	E12	16	22	8	38
24614	E14	17	22	9	38
24616	E16	20	22	10	38
24618	E18	21	22	12	38
24620	E20	24	22	13	38
24622	E22	26	24	14	38
24624	E24	28	24	16	38

1/2”

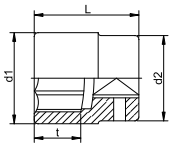

Nr kat.	Rozmiar śruby (mm)	D1 (mm)	D2 (mm)	t (mm)	L (mm)
34610	E10	13.5	22	10	77
34612	E12	15	22	10	77
34614	E14	17	22	10	77
34616	E16	19	22	10	77
34618	E18	21	24	12	77
34620	E20	24	22	13	77
34622	E22	26	23	14	77
34624	E24	28	24	16	77

1/2”

Nr kat.	L (mm)
244050	500
244060	600
244064	645
244060RK	–

1/2”

Nr kat.	L (mm)
244138	380
244138RK	–

1/2”



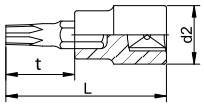

Nr kat.	Rozmiar śruby (mm)	D2 (mm)	t (mm)	L (mm)
720404	4	23,9	24	62
720405	5	23,9	24	62
720406	6	23,9	24	62
720407	7	23,9	24	62
720408	8	23,9	24	62
720410	10	23,9	24	62
720412	12	23,9	24	62
720414	14	23,9	24	62
720416	16	25,9	24	62
720417	17	25,9	24	62
720419	19	25,9	24	62
721404	4	23,9	62	100
721405	5	23,9	62	100
721406	6	23,9	62	100
721407	7	23,9	62	100
721408	8	23,9	62	100
721410	10	23,9	62	100
721412	12	23,9	62	100
721414	14	23,9	62	100
721417	17	25,9	62	100
721419	19	25,9	62	100

1/2”

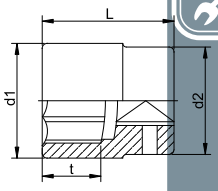

Nr kat.	Rozmiar śruby (mm)	D1 (mm)	D2 (mm)	t (mm)	L (mm)
524608	8	13,2	22,0	12	38
524609	9	14,2	22,0	12	38
524610	10	15,2	22,0	12	38
524611	11	16,4	22,0	12	38
524612	12	17,7	22,0	12	38
524613	13	18,9	22,0	12	38
524614	14	20,2	22,0	12	38
524615	15	21,4	21,0	12	38
524616	16	22,0	21,0	12	38
524617	17	23,9	22,0	12	38
524618	18	25,0	23,0	12	38
524619	19	26,0	23,0	14	38
524620	20	28,0	24,0	14	38
524621	21	28,0	25,0	14	38
524622	22	30,0	26,0	14	38
524623	23	32,0	28,0	16	38
524624	24	32,0	28,0	16	38
524625	25	34,0	30,0	18	42
524626	26	36,0	30,0	18	42
524627	27	36,0	30,0	18	42
524628	28	38,0	32,0	22	42
524630	30	40,0	34,0	22	44
524632	32	42,0	36,0	22	44
524633	33	42,0	36,0	22	44
524634	34	42,0	36,0	22	44
524636	36	42,0	36,0	22	44

1/2”



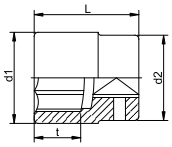

Nr kat.	Rozmiar śruby (mm)	D1 (mm)	D2 (mm)	t (mm)	L (mm)
524208	8	13,2	22.0	12	38
524209	9	14.2	22.0	12	38
524210	10	15,2	22.0	12	38
524211	11	16,4	22.0	12	38
524212	12	17,7	22.0	12	38
524213	13	18,9	22.0	12	38
524214	14	20,2	22.0	12	38
524215	15	21,4	21.0	12	38
524216	16	22,0	21,0	12	38
524217	17	23,9	22,0	12	38
524219	19	26,0	23,0	14	38
524221	21	28,0	25,0	14	38
524224	24	32,0	28,0	16	38
524227	27	36,0	30,0	18	42
524230	30	40,0	34,0	22	44
524232	32	42,0	36,0	22	44
524233	33	42,0	36,0	22	44
524234	34	42,0	36,0	22	44
524235	35	42,0	36,0	22	44
524236	36	48,0	42,0	22	46
524238	38	48,0	42,0	22	46

1/2”

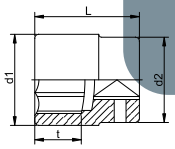

Nr kat.	Rozmiar śruby (mm)	D1 (mm)	D2 (mm)	t (mm)	L (mm)
544208	8	13,5	22,0	12	77
544209	9	13,9	22,0	12	77
544210	10	15,5	22,0	12	77
544211	11	15.5	22,0	12	77
544212	12	18.0	22,0	12	77
544213	13	19.0	22,0	12	77
544214	14	20,5	22,0	15	77
544215	15	22.0	21.0	15	77
544216	16	22,0	21,0	15	77
544217	17	24,0	22,0	15	77
544218	18	26.0	23,0	18	77
544219	19	26,0	23,0	18	77
544221	21	28,0	25,0	18	77
544222	22	30,0	26,0	21	77
544224	24	32,0	28,0	24	77
544227	27	36,0	30,0	27	77
544230	30	40,0	34,0	30	77
544232	32	42,0	36,0	33	78
544234	34	46,0	36,0	33	85
544236	36	50,0	36,0	33	85

1/2”

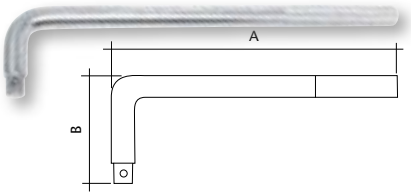

Nr kat.	A (mm)	B (mm)
264125	250	50

1/2”

Nr kat.	L (mm)
213638	600

1/2”

Nr kat.	L (mm)		
424600	50	1/2”	3/4”

1/2”

Nr kat.	L (mm)
213405	125
213410	250

1/2”

Nr kat.	L (mm)		
104100	38	1/2”	5/16
104200	38	1/2”	5/16

1/2”

Nr kat.	L (mm)		
2741001	75	1/2”	1/2”

1/2”

Nr kat.	L (mm)		
4243001	36	1/2”	3/8”

1/2”

Nr kat.	L (mm)		
43400-1/2”	40	1/2”	3/8”
4340001	40	3/8”	1/2”

SERIA A – TW

Nr kat.	Nm	L (mm)	g	skok
A – TW30 1/4”	6-30	257	450	0.05
A – TW110 3/8”	20 – 110	436	1120	0.5
A – TW210 1/2”	40 – 210	490	1500	1
A – TW350 1/2”	70 – 350	560	1650	1
A – TW1500 1”	300 -1500	1700	11900	10

1/4”

Nr kat.	BITY	Nm	TORX	HEX	PŁASKIE
A – TQS28	25mm	2-8	T8, T10, T15, T20, T25,	H3, H4,	SL3, SL4,SL5

A-TC210

Nr kat.	Nm
13	22

A – KH4072 1/2”

MECHANIZM GRZECHOTKOWY – 72 zęby

Nr kat.	L (mm)	g
A – KH4072 1/2”	255	573

A – KH4417 1/2”

MECHANIZM GRZECHOTKOWY – 72 zęby

A – KH4417-RK 1/2”

Nr kat.	L (mm)	g
A – KH4417 1/2”	255	500

KH2400N 1/2”

MECHANIZM GRZECHOTKOWY – 36 zębów

KH2400N-RK 1/2”

Nr kat.	L (mm)	g
KH2400N 1/2”	275	700
KH2400N – RK 1/2”	–	–

KH2500M 1/2”

MECHANIZM GRZECHOTKOWY – 72 zęby

Nr kat.	L (mm)	g
KH2500M 1/2”	256	566
KH2500M/ZN 1/2”	–	–

KH2012 1/2”

MECHANIZM GRZECHOTKOWY – 48 zębów

KH2012-RK 1/2”

Nr kat.	L (mm)	g
KH2012 1/2”	175	483
KH2012 -RK 1/2”	–	–

KH2500 1/2”

MECHANIZM GRZECHOTKOWY – 72 zęby

KH2500 – RK 1/2”

Nr kat.	L (mm)	g
KH2500 1/2”	256	560
KH2500/ZN 1/2”	–	–

KH2400NTEL 1/2”

MECHANIZM GRZECHOTKOWY – 72 zęby

KH2400TEL-RK 1/2”

Nr kat.	L (mm)	g
KH2400NTEL 1/2”	330 – 490	1091
KH2400NTEL – RK 1/2”		

A – KH12SL 1/2”

GRZECHOTKA LONG 1/2”

Nr kat.	L (mm)	g
A – KH12SL 1/2”	595	1.297

A – KH6212 1/2”

Nr kat.	L (mm)	g
A-KH6212 1/2”	666	27

A – KH6012F 1/2”

MECHANIZM GRZECHOTKOWY – 60 zębów

KH6012F 1/2”

Nr kat.	L (mm)	g
A-KH6012F 1/2”	355 – 495	1000
A-KH6012F -RK 1/2”		

BIT SET – 8 1/2”T

Nr kat.	Rozmiar śruby (mm)
BIT SET – 8 1/2” T	TX20, TX25, TX30, TX40, TX45, TX50, TX55, TX60

BIT SET – 8 1/2”S

Nr kat.	Rozmiar śruby (mm)
BIT SET – 8 1/2” S	T20, T25, T30, T40, T45, T50, T55, T60

3/4”

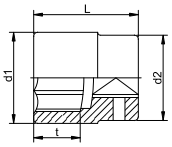

Nr kat.	Rozmiar śruby (mm)	D1 (mm)	D2 (mm)	t (mm)	L (mm)
526617	17	27,2	33,0	14,0	50
526618	18	28,2	33,0	14,0	50
526619	19	29,2	33,0	14,0	50
526621	21	31,2	33,0	14,0	50
526622	22	32,2	36,0	14,0	50
526624	24	34,2	36,0	16,5	51
526627	27	38,0	36,0	22	52
526630	30	42,0	36,0	24	54
526632	32	44,0	36,0	26	56
526633	32	44,0	36,0	26	56
526634	34	47,0	36,0	26	56
526635	35	47,0	36,0	26	56
526636	36	50,0	38,0	28,0	58
526641	41	56,0	40,0	30,0	64
526642	42	57,0	40,0	30,0	64
526646	46	62,0	42,0	32,0	66
526650	50	68,0	42,0	34,0	70
526655	55	74,0	45,0	38,0	76
546650	50	68	42	36	90
546655	55	74	45	38	90
546660	60	80	45	40	90

3/4”

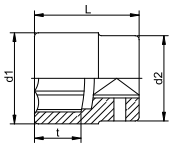

Nr kat.	Rozmiar śruby (mm)	D1 (mm)	D2 (mm)	t (mm)	L (mm)
526224	24	34.2	36	16.5	51
526230	30	42	36	22	52
526232	32	44	36	26	56
526234	34	47	36	26	56
526235	35	48	38	26	58
526236	36	50	38	28	58
526250	50	68	42	34	70
526255	55	68	42	34	70
526256	56	76	45	38	76
526260	60	80	45	42	78
526265	65	86	48	44	82
546241	41	68	42	36	90
546650	50	72	45	38	90
546655	55	74	45	38	90
546660	60	80	45	40	90

3/4”

Nr kat.	L (mm)		
4268001	62	3/4”	1”

256243 3/4”



możliwość rozłączenia rękojeści od mechanizmu grzechotkowego

MECHANIZM GRZECHOTKOWY – 24 zęby

Nr kat.	L (mm)		
256243	500	24	3/4”

3/4”

Nr kat.	L (mm)		
2761001	109	3/4”	3/4”

3/4”

Nr kat.	L (mm)		
426400	54	3/4	1/2”

3/4”

Nr kat.	L (mm)
211604	100
211605	125
211608	200
211616	400

3/4”

Nr kat.	L (mm)
246147	475
246147RK	–
246064	620

3/4”

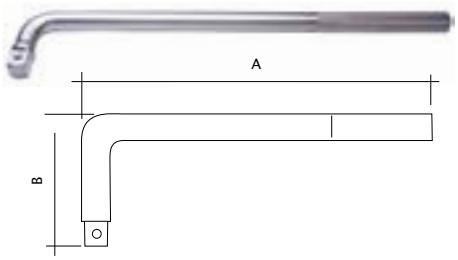

Nr kat.	A (mm)	B (mm)
266145	450	90

3/4”

Nr kat.	L (mm)
296150	500

1”



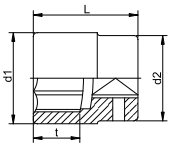

Nr kat.	Rozmiar śruby (mm)	D1 (mm)	D2 (mm)	t (mm)	L (mm)
528636	36	51	45	25	65
528638	38	54	45	25	65
528641	41	59	45	30	70
528646	46	65	50	30	76
528650	50	70	54	31	80
528654	54	74	54	32	80
528655	55	75	54	32	80
528658	58	79	54	32	80
528660	60	82	59	40	84
528665	65	88	59	40	89
528670	70	94	68	44	93
528675	75	112	68	45	103
528680	80	105	68	50	105

1”

Nr kat.	L (mm)
298155	550

1”

Nr kat.	L (mm)
248165	650
248165RK	–

1”

Nr kat.	L (mm)
211808	200
211816	400

1”

Nr kat.	L (mm)		
278100	143	1”	1”

1/2”

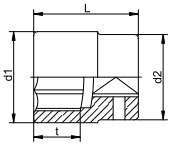

Nr kat.	Rozmiar śruby (mm)	D1 (mm)	D2 (mm)	t (mm)	L (mm)
524608P	10	28	28	9.5	38
524610P	10	17.0	24	9.5	38
524613P	13	21	24	9.5	38
524617P	17	26	26	9.5	38
524618P	18	28	28	9.5	38
524619P	19	28	28	9.5	38
524621P	21	30	30	11	38
524622P	22	32	30	13	38
524623P	23	34	30	13	38
524624P	24	34	30	13	38
524626P	26	38	30	13	40
524627P	27	38	30	13	40
524628P	28	40	30	16.5	42
524630P	30	42	30	16.5	42
524632P	32	44	30	17	44
524634P	34	46	30	20	44
524636P	36	48	30	20	48

1/2”

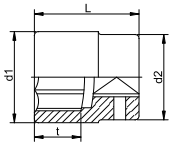

Nr kat.	Rozmiar śruby (mm)	D1 (mm)	D2 (mm)	t (mm)	L (mm)
544610P	10	17.0	24	5	78
544612P	12	20	24	6	78
544613P	13	21	24	6	78
544614P	14	22	24	7	78
544616P	16	26	26	9	78
544617P	17	26	26	9	78
544618P	18	28	28	9	78
544619P	19	28	28	9,5	78
544621P	21	30	30	11	78
544622P	22	35	30	13	78
544623P	23	34	30	13	78
544624P	24	34	30	13	78
544626P	26	38	30	13	78
544627P	27	38	30	13	78
544628P	28	42	30	16.5	78
544630P	30	42	30	16.5	78
544632P	32	44	30	17	78
544634P	34	44	30	17	78
544636P	36	44	30	17	78

1/2”

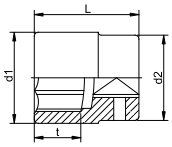

Nr kat.	Rozmiar śruby (mm)	D1 (mm)	D2 (mm)	t (mm)	L (mm)
525608P	8	15	24	5	38
525609P	9	16	24	5	38
525610P	10	17	24	6	38
525611P	11	18	24	7	38
525612P	12	20	24	7	38
525613P	13	21	24	8	38
525614P	14	22	24	8	38
525615P	15	24	24	9	38
525616P	16	24	24	9	38
525617P	17	26	26	10	38
525618P	18	28	28	10	38
525619P	19	28	28	12	38
525621P	21	30	30	13	38
525622P	22	32	30	14	38
525623P	23	34	30	16	38
525624P	24	34	30	16	38
525627P	27	38	30	18	42
525630P	30	42	30	18	42
525632P	32	44	30	20	44

1/2”

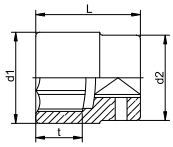

Nr kat.	Rozmiar śruby (mm)	D1 (mm)	D2 (mm)	t (mm)	L (mm)
545608P	8	15	24	14	78
545609P	9	16	24	14	78
545610P	10	17	24	14	78
545611P	11	18	24	14	78
545612P	12	20	24	18	78
545613P	13	21	24	20	78
545614P	14	22	24	23	78
545615P	15	24	24	32	78
545616P	16	24	24	27	78
545617P	17	26	24	25	78
545618P	18	28	26	33	78
545619P	19	28	26	31	78
545621P	21	30	26	32	78
545622P	22	32	30	32	78
545623P	23	34	30	32	78
545624P	24	34	30	32	78
545627P	27	38	30	32	78
545630P	30	42	30	32	78
545632P	32	44	30	32	78

1/2”

Nr kat.	L (mm)		
424300P	40	1/2”	3/8”

1/2”

Nr kat.	L (mm)		
274100P	74	1/2”	1/2”

1/2”

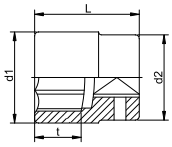

Nr kat.	L (mm)		
A – 12TW36	36	1/2”	1/2”

1/2”

Nr kat.	Rozm	L (mm)
211405P	1/2”	125
211410P	1/2”	250

1/2”

Nr kat.		Rozm	L (mm)
A – T12SI16M	with tamper	16	18
A – T12SI18M	with tamper	18	18
A – 12SI16M	without tamper	16	18
A – 12SI18M	without tamper	18	18

1/2”



Nr Kat.	Size	D1	D2	Max Torqe [Nm]
531430	T30	78	10	37,41
531435	T35	78	10	
531440	T40	78	10	63,31
531445	T45	78	12	103,49
531450	T50	78	14	148,86
531455	T55	78	14	256,56
531460	T60	78	14	444,92
531470	T70	78	20	700,21
531480	T80	78	20	1041,23

1/2”



Nr Kat	Size	D1	D2	Max Torqe [Nm]
A-1MH5	H5	75	13	34,98
A-1MH6	H6	75	15	60,96
A-1MH8	H8	75	24	139,90
A-1MH10	H10	75	30	254,80
A-1MH12	H12	75	30	479,61
A-1MH14	H14	75	30	479,61
A-1MH17	H17	75	30	479,61
A-1MH19	H19	75	30	479,61

3/4”

Nr kat.	Rozm	L (mm)
211604P	3/4”	100
211607P	3/4”	175
211610P	3/4”	250
211613P	3/4”	325

3/4”

Nr kat.	L (mm)		
426400P	58	3/4”	1/2”
428600P	63	1”	3/4”
426800P	63	3/4”	1”

3/4”

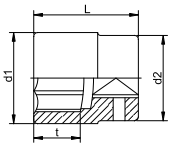

Nr kat.	Rozmiar śruby (mm)	D1 (mm)	D2 (mm)	t (mm)	L (mm)
526617P	17	30	38	14	51
526619P	19	32	38	14	51
526621P	21	34	38	14	51
526622P	22	35	38	14	51
526623P	24	36	38	14	51
526624P	27	38	38	20	53
526626P	26	38	38	20	51
526627P	27	40	40	20	53
526628P	28	44	44	20	53
526630P	30	44	44	20	53
526632P	32	48	44	21	57
526633P	33	48	44	21	57
526634P	34	48	44	21	57
526636P	36	56	44	21	57
526638P	38	56	44	21	57
526641P	41	60	44	22	57
526646P	46	66	44	25	62
526650P	50	71	54	30	72
526655P	55	78	54	32	74
526660P	60	84	54	32	75
526665P	65	84	54	32	75

3/4”

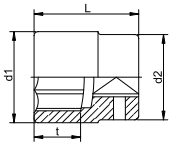

Nr kat.	Rozmiar śruby (mm)	D1 (mm)	D2 (mm)	t (mm)	L (mm)
546617P	17	30	44	26	90
546619P	19	33	44	26	90
546621P	21	35	44	26	90
546622P	22	37	44	26	90
546623P	23	38	44	26	90
546624P	24	39	44	26	90
546626P	26	41	44	28	90
546627P	27	43	44	28	90
546630P	30	46	44	28	90
546632P	32	49	44	30	90
546633P	33	51	44	30	90
546634P	34	51	44	30	90
546636P	36	54	44	34	90
546638P	38	56	44	34	90
546641P	41	60	54	36	90
546646P	46	66	44	36	90
546650P	50	71	54	36	90
546655P	55	71	54	36	90
546660P	60	71	54	36	90
546665P	65	71	54	36	90

3/4”

Nr kat.	L (mm)		
256E20	51	3/4”	E20
256E24	51	3/4”	E24

3/4”

Nr kat.	L (mm)		
258E24L	90	3/4”	E24

3/4”

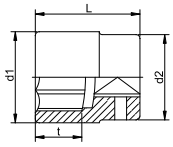

Nr kat.	Rozmiar śruby (mm)	D1 (mm)	D2 (mm)	t (mm)	L (mm)
526724P	24	38	44	14	51
526727P	27	42	44	14	53
526730P	30	46	44	15	53
526732P	32	49	44	15	57
526734P	34	51	44	18	57
526735P	35	52	44	18	57
526736P	36	54	44	18	57
526738P	38	57	44	25	57
526741P	41	60	44	27	57
526746P	46	67	44	29	62
526750P	50	71	54	40	72
526755P	55	78	54	43	74
526760P	60	83	54	42	75
526765P	65	90	54	43	78

3/4”

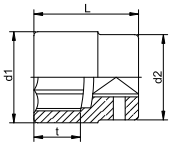

Nr kat.	Rozmiar śruby (mm)	D1 (mm)	D2 (mm)	t (mm)	L (mm)
546724P	24	39	44	14	85
546727P	27	43	44	14	85
546730P	30	47	44	15	85
546732P	32	49	44	15	85
546734P	34	52	44	18	85
546735P	35	52	44	18	85
546736P	36	54	44	18	85

3/4”

Nr kat.	SIZE
606536	3/4”

3/4”

Nr kat.	L (mm)		
276100P	106	3/4”	3/4”

3/4”

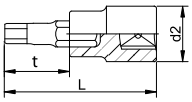

Nr kat.	Rozmiar śruby (mm)	D2 (mm)	t (mm)	L (mm)	Max Torqe [Nm]
596614P	14	44	5	89	590
596617P	17	44	6	89	590
596619P	19	44	9	89	1400
596622P	22	44	9.5	89	2100
596624P	24	44	11	89	2700

1”

Nr kat.	L (mm)
211804P	100
211807P	175
211810P	250
211813P	325

1”

Nr kat.	L (mm)		
428600P	72	1”	3/4”

1”



Nr kat.	SIZE
618545	1”

1”

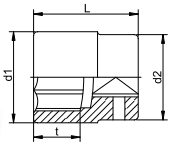

Nr kat.	Rozmiar śruby (mm)	D1 (mm)	D2 (mm)	t (mm)	L (mm)
528627P	27	46	54	22	58
528630P	30	49	54	22	60
528632P	32	52	54	22	61
528633P	33	53	54	22	61
528634P	34	54	54	22	61
528636P	36	57	54	22	65
528638P	38	59	54	22	65
528641P	41	63	54	24	65
528643P	43	66	54	26	68
528646P	46	69	54	26	74
528650P	50	74	54	26	74
528655P	55	81	54	26	85
528660P	60	87	54	26	90
528665P	65	93	54	26	93
528670P	70	99	54	26	100
528675P	75	105	86	26	100
528680P	80	112	86	26	100
528685P	85	117	86	26	100
528690P	90	124	86	26	105
528695P	95	129	86	26	107
5286105P	105	142	86	26	115

1”

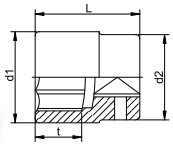

Nr kat.	Rozmiar śruby (mm)	D1 (mm)	D2 (mm)	t (mm)	L (mm)
548624P	24	42	54	30	90
548627P	27	46	54	30	90
548630P	30	52	54	30	90
548632P	32	52	54	30	90
548633P	33	53	54	35	90
548634P	34	54	54	35	90
548636P	36	57	54	35	90
548638P	38	59	54	35	90
548641P	41	63	54	38	90
548646P	46	69	54	42	90
548650P	50	74	54	45	90
548655P	55	81	54	45	90
548660P	60	87	54	28	120
548665P	65	93	54	30	120
548670P	70	99	54	32	125
548675P	75	105	86	32	125
548680P	80	112	86	32	125

BIT SET - 8 1/4”S

Nr kat.	size (mm)	L (mm)
730208	T8	37
730210	T10	37
730215	T15	37
730220	T20	37
730225	T25	37
730227	T27	37
730230	T30	37
730240	T40	37

BIT SET - 8 1/2”S

Nr kat.	size (mm)	L (mm)
830220	T20	100
830225	T25	100
830230	T30	100
830240	T40	100
830245	T45	100
830250	T50	100
830255	T55	100
830260	T60	100

BIT SET – 8 1/4"T

Nr kat.	size (mm)	L (mm)
731208	TX8	37
731210	TX10	37
731215	TX15	37
731220	TX20	37
731225	TX25	37
731227	TX27	37
731230	TX30	37
731240	TX40	37

BIT SET – 8 1/2"T

Nr kat.	size (mm)	L (mm)
831220	TX20	100
831225	TX25	100
831230	TX30	100
831240	TX40	100
831245	TX45	100
831250	TX50	100
831255	TX55	100
831260	TX60	100

954010

1/2"

Nr kat.	size (mm)	L (mm)
720404	HEX 4	62
720405	HEX 5	62
720406	HEX 6	62
720407	HEX 7	62
720408	HEX 8	62
720410	HEX 10	62
720412	HEX 12	62
720414	HEX 14	62
720417	HEX 17	62
720419	HEX 19	62

954009 – 1



1/2"

Nr kat.	size (mm)	L (mm)
730420	T20	55
730425	T25	55
730427	T27	55
730430	T30	55
730440	T40	55
730445	T45	55
730450	T50	55
730455	T55	55
730460	T60	55

954010 – 1

1/2"

Nr kat.	size (mm)	L (mm)
740404	4	62
740405	5	62
740406	6	62
740407	7	62
740408	8	62
740410	10	62
740404	12	62
740414	14	62
740416	16	62
740418	18	62

954009 – 2

1/2"

Nr kat.	size (mm)	L (mm)
24610	E10	38
24611	E11	38
24612	E12	38
24614	E14	38
24616	E16	38
24618	E18	38
24620	E20	38
24622	E22	38
24624	E24	38

346SET8 1/2”

1/2”

Nr kat.	size (mm)	L (mm)
34610	E10	77
34612	E12	77
34614	E14	77
34616	E16	77
34618	E18	77
34620	E20	77
34622	E22	77
34624	E24	77

236SET10 3/8”

3/8”

Nr kat.	size (mm)	L (mm)
23604	E4	28
23605	E5	28
23606	E6	28
23607	E7	28
23608	E8	28
23610	E10	28
23611	E11	28
23612	E12	28
23614	E14	28
23616	E16	28

542SET10-12

1/4”

Nr kat.	size (mm)	L (mm)
542204	4	50
542205	5	50
542206	6	50
542207	7	50
542208	8	50
542209	9	50
542210	10	50
522211	11	50
542212	12	50
542213	13	50

522SET10

1/4”

Nr kat.	size (mm)	L (mm)
522204	4	25
522205	5	25
522206	6	25
522207	7	25
522208	8	25
522209	9	25
522210	10	25
522211	11	25
522212	12	25
522213	13	25

543SET10 - 6

3/8”

Nr kat.	size (mm)	L (mm)
543608	8	63
543610	10	63
543611	11	63
543612	12	63
543613	13	63
543614	14	63
543615	15	63
543616	16	63
543617	17	63
543619	19	63

542SET10 - 6

1/4”

Nr kat.	size (mm)	L (mm)
542604	4	50
542605	5	50
542606	6	50
542607	7	50
542608	8	50
542609	9	50
542610	10	50
542611	11	50
542612	12	50
542613	13	50

A-IN222 1/4”

1/4”

Nr kat.	size (mm)	L (mm)
22205	5/32	25
22206	3/16	25
22207	7/32	25
22208	1/4	25
22209	9/32	25
22210	5/16	25
22211	11/32	25
22212	3/8	25
22214	7/16	25
22215	15/32	25
22216	1/2	25
22218	9/16	25

720SET9

1/4”

Nr kat.	size (mm)	L (mm)
720202	2	37
720203	3	37
720204	4	37
720205	5	37
720206	6	37
720207	7	37
720208	8	37
720209	9	37
720210	10	37

543SET10 - 12

3/8”

Nr kat.	size (mm)	d1 (mm)	t (mm)	d2 (mm)	L (mm)
543208	8	11.8	17.0	9	63
543210	10	14.5	17.0	9	63
543211	11	15.7	17.0	12	63
543212	12	17.0	16.0	12	63
543213	13	18.5	16.5	12	63
543214	14	19.6	17.0	15	63
543215	15	20.9	18.0	15	63
543216	16	22.0	19.0	15	63
543217	17	23.4	20.0	15	63
543219	19	24.0	23.0	18	63

A - R40014 1/4”

A - R40038 3/8”

A - R40012 1/2”

10 pcs

Nr kat.	L (mm)	L1 (mm)
A - R40014	190	20
A - R40038	260	20
A - R40012	275	20

A - 11IM12 3/8”



3/8”

Nr kat.	size (mm)	L (mm)
13210	5/16	28
13212	3/8	28
13214	7/16	28
13216	1/2	28
13218	9/16	28
13220	5/8	28
13222	11/16	30
13224	3/4	30
13226	13/16	30
13228	7/8	30
13230	15/16	30

A - 9HIN38 3/8”

3/8”

Nr kat.	size (mm)	L (mm)
320304	1/8	48
320305	5/32	48
320306	3/16	48
320307	7/32	48
320308	1/4	48
320310	5/16	48
320312	3/8	48
320314	7/16	48
320316	1/2	48

A - 8CR38IN

3/8”

3/8”:	Calowe - 3/8”, 7/16” ,1/2”, 9/16”, 5/8”,11/16”, 3/4”, 7/8”

A - 10CR38

3/8”

3/8”:	Metryczne - 10,11,12,13,14,15,16,17,18,19mm

A - 6900A - 19M

1/2”
3/8” 19 PCS

1/2”	21, 22, 24, 27, 28, 30, 32 (mm)
3/8”:	8, 9, 10, 11, 12, 13, 14, 15, 16, 17, 18, 19 (mm)

A - TORX/P

22 PCS

BIT(L=30mm)

5pcs- 1/4”PLUS	TPS10,TPS15,TPS20, TPS25,TPS30
5pcs- 1/4”PLUS	TP10H,TP15H,TP20H,T-P25H,TP30H
5pcs- 10mm PLUS	TPS40,TPS45,TPS50,T-PS55,TPS60
1pc- 3/8”x10 mm adaptor - (nr kat. 103200)	
1pc- 1/4”x1/4” adaptor	

A - 2025

Materiał: Stal S2

44 PCS

RIBE

L (mm)	1/2”
75mm	M6, M7, M8, M9, M10, M12, M14
30mm	M6, M7, M8, M9, M10, M12, M14
Adaptor	1/2”

927040

Materiał: Stal S2

Bits	10mm x L75mm
⬢	4, 5, 6, 7, 8, 10, 12mm
✪	T20; T25; T30; T40; T45; T50; T55
◯	M5; M6; M8; M10; M12
Bits	**10mm x L30mm**
⬢	4, 5, 6, 7, 8, 10, 12mm
✪	T20; T25; T30; T40; T45; T50; T55
◯	M5; M6; M8; M10; M12

A - 44PBS

Materiał: Stal S2

44 szt/pcs

Bits	10mm x L30mm
⬢	4, 5, 6, 7, 8, 10, 12mm
✪	T20; T25; T30; T40; T45; T50; T55
◯	M5; M6; M8; M10; M12

Adapter for bits 3/8 “x 10mm
Adapter for bits 1/2 “x 10mm
Torx tamper cap 3/8 “T70 x 60mm
Torx tamper cap 1/2 “T80 x 32mm

S - 40BS2

Materiał: Stal S2

Bits	10mm x L75mm
⬢	4, 5, 6, 7, 8, 10, 12mm
✪	T20; T25; T30; T40; T45; T50; T55
◯	M5; M6; M8; M10; M12
Bits	**10mm x L30mm**
⬢	4, 5, 6, 7, 8, 10, 12mm
✪	T20; T25; T30; T40; T45; T50; T55
◯	M5; M6; M8; M10; M12

A - 5TLB

1/2" 5 PCS

	75 FT-lbs (100NM)
	80 FT - lbs (110NM)
	90 FT- lbs (120NM)
	100 FT- lbs (135NM)
	110 FT- lbs (150NM)
L=195 mm	

A - 6DFS

1/2" 6 PCS

materiał:CHROM VANADIUM

8x9	L=18.5
10x11	L=20
12x13	L=21.7
14x15	L=24.2
16x17	L=25.8
18x19	L=27.8

A - 15GOTH

3/8" 15 PCS

materiał:CHROM VANADIUM

A-GT10	3/8"-10mm
A-GT11	7/16"-11mm
A-GT12	15/32"-12mm
A-GT13	1/2"-13mm
A-GT14	9/16"-14mm
A-GT15	19/32"-15mm
A-GT16	5/8"-16mm
A-GT17	11/16"-17mm
A-GT18	23/32"-18mm
A-GT19	3/4"-19mm

A-GT200	3/8" Dr. Quick Release Adapter
A-KHGT72	19mm 72T Ratchet Grzechotka przelotowa 1/2" 72 zęby
A-GT08	5/16"-8mm
A-GT303	19mm Extension Bar 3" Przedłużka 1/2" - 75mm
A-GTA	3/8" Dr. x 19mm Socket Adapter

A - SHS21

materiał:CHROM VANADIUM

1/2" 21 PCS

1/2"	8, 9, 10, 11, 12, 13, 14, 15, 16, 17, 18, 19, 20, 21, 22, 24, 27, 30, 32, 34, 36 mm

A - SHEX12

1/2" 21 PCS

1/2"	H5, H6, H7, H8, H10, H12, H14, H16, H17, H18, H19, H22 L = 62

A - 10INCH

materiał:CHROM VANADIUM

1/2" 10 PCS

1/2"	11/16,3/4,13/16,7/8,15/16,3/8, 7/16, 1/2, 9/16, 5/8 L = 38 mm

TX SET - 23

materiał:CHROM VANADIUM

1/2" 23 PCS

1/2"	T30, T40, T45, T50, T55, T60
1/2" E	E12, E14, E16, E18, E20, E22, E24 (mm)
8mm	T10, T15, T20, T25, T27, T30, T40, T50, T60
	L=36 mm 1/2" x 8mm

A - TXSET34

materiał:CHROM VANADIUM

3/8" 34 PCS

3/8" E	E4, E5, E6, E7, E8, E10, E11, E12, E14, E16, E18, E20
3/8"	T10, T15, T20, T25, T27, T30, T40, T45, T50, T55,T60
3/8"	T10, T15, T20, T25, T27, T30, T40, T50, T60
	Adapter do bitów 3/8" x 5/16"

HEX SET - 12

materiał:CHROM VANADIUM

1/2" 12 PCS

1/2"	HEX4, HEX5, HEX6, HEX8, HEX10, HEX12 L = 62
1/2"	HEX4, HEX5, HEX6, HEX8, HEX10, HEX12 L = 138

A – T12ES

1/2” 12 PCS

L (mm)	1/2” HEX
1/4”	TE 10; TE 15; TE 20; TE 25; TE 27; TE 30; TE40. – 50mm, Ø6mm
1/2”	TE 45; TE 50; TE 55 – 38mm, Ø10mm
1/4”	Adaptor
1/2”	Adaptor

A – H12ES

1/2” 12 PCS

L (mm)	1/2” HEX
1/4”	H1.5; H2; H2.5; H3; H4; H5; H6. – 50mm, Ø6mm
1/2”	H7; H8; H10 – 38mm, Ø10mm
1/4”	Adaptor
1/2”	Adaptor

A – 32HIN

32 PCS

1/2”	14 ; 15 ;17 ;19
3/8”	7 ;8 ;9 ;10 ;12
1/4”	2 ; 2,5 ; 3 ;4 ;5 ;5,5 ;6
1/2”	3/4”; 11/16”; 5/8”; 9/16”.
3/8”	1/2”; 7/16”; 3/8”; 5/16”; 9/32”
1/4”	1/4”; 7/32”; 3/16”; 5/32”; 1/8”; 3/32”; 5/64”

916179

1/4” + 1/2”+ 3/8” 179 PCS

materiał:CHROM VANADIUM

system SuperLock

1/4”	50, 100 mm
1/2”	125 mm 250 mm
3/8”	150 mm
	1/4” 1/2” 3/8”
	1/4” 1/2”
	1/2”
HEX Typ “L”	1, 1.5, 2, 2.5, 3, 4, 5 mm
	1/4”
1/4”	E4, E5, E6, E7, E8
3/8”	E10, E11, E12, E14, E16, E18
1/2”	E20, E24

1/4”	4, 5, 6, 7, 8, 9, 10 (mm)
1/2”	16, 17, 18, 19, 22 (mm)
3/8”	10, 11, 12, 13, 14, 15 (mm)
1/4”	4, 4.5, 5, 5.5, 6, 7, 8, 9, 10, 11, 12, 13, 14 (mm)
1/2”	10, 11, 12, 13, 14, 15, 16, 17, 18, 19, 20, 21, 22, 24, 27, 30, 32 (mm)
3/8”	10, 11, 12, 13, 14, 15, 16, 17, 18, 19 (mm)
	1/4” 1/2” 3/8”
1/2”	16, 21 mm do świec
3/8”	18 mm do świec
	1/4”→ 1/4” 1/2”→ 5/16” 3/8”→ 5/16”
	1/4”

5/16”	8, 10, 12
5/16”	3,4
5/16”	3,4
5/16”	7, 8, 10, 12, 14
5/16”	T40,T45,T50,T55,T60,T70
5/16”	TH40,TH45,TH50,TH55,TH60,TH70

1/4”	4, 5.5
1/4”	PH1, PH2
1/4”	PZ1, PZ2
1/4”	M5,M6,M8
1/4”	T8,T9,T10,T15,T20,T25,T27,T30
1/4”	TS10,TS15,TS20,TS25,TS27,TS30,TS40,TS45

1/4”	4, 5.5, 6.5, 7
1/4”	PH0, PH1, PH2
1/4”	PZ0,PZ1, PZ2
1/4”	3,4,5,6
1/4”	T8,T9,T10,T15,T20,T25,T27,T30,T40,T45,T50
1/4”	T8,T9,T10,T15,T20,T25,T27,T30

S - ST60B

materiał: CRV Socket, Knurling

1/4", 1/2", 3/8" 60 PCS

	1/4"
E-TORX:	E4-5-6-7-8
TORX z otworem:	T6-7-8-9-10-15-20-25-27-30
TORX:	TT6-7-8-9-10-15-20-25-27-30
TORX PLUS:	TP8-10-15-20-25-27-30

	3/8"
E-TORX:	E10-11-12-14-16
TORX z otworem:	T40-45-47-50-55
TORX:	TT40-45-47-50-55
TORX PLUS:	TP40-45-50

	1/2"
E-TORX:	E18-20-22-24
TORX z otworem:	T60-70
TORX:	TT60-70
TORX PLUS:	TP55-60

S - 19GL12

materiał:Cr-V

1/2" 19 PCS

1/2" XZN	8; 9; 10; 11; 12; 13; 14; 15; 16; 17; 18; 19; 20; 21; 22; 24; 27; 30; 32,- (5/16 "11/32"; 3/8 "; 7/16" 15/32 "; 1/2"; 9/16 "19/32"; 5/8 "3/42" 25/32 "13/16"; 7/8 "15/16"; 1-1/16 "1-3/16"; 1-1/4")

916094

materiał:CHROM VANADIUM

1/4" + 1/2" 94 PCS

1/4"	6, 7, 8, 9, 10, 11, 12, 13 (mm)
1/2"	14, 15, 17, 19 (mm)
1/4"	4, 4.5, 5, 5.5, 6, 7, 8, 9, 10, 11, 12, 13, 14 (mm)
1/2"	10, 11, 12, 13, 14, 15, 16, 17, 18, 19, 20, 21, 22, 23, 24, 27, 30, 32 (mm)
	1/4" 1/2"
1/2"	16, 21 mm
	33 PCS/szt.
1/4"	50, 100 mm
1/2"	125 mm 250 mm
	1/4" 1/2"
	1/4" 1/2"
	1/2"
	1.5, 2, 2.5 mm
	1/4"
	1/4"

1/4"	4, 5.5, 7
1/4"	PH1, PH2
1/4"	PZ1, PZ2
1/4"	H3,H4,H5,H6
1/4"	T8,T10,T15,T20,T25,T30
8mm	8,10,12
8mm	PH3, PH4
8mm	PZ3, PZ4
8mm	H8,H10,H12,H14
8mm	T40,T45,T50,T55

S - SS941214

materiał:CHROM VANADIUM

1/4" + 1/2" 94 PCS

1/4"	6, 7, 8, 9, 10, 11, 12, 13 (mm)
1/2"	14, 15, 17, 19 (mm)
1/4"	4, 4.5, 5, 5.5, 6, 7, 8, 9, 10, 11, 12, 13, 14 (mm)
1/2"	10, 11, 12, 13, 14, 15, 16, 17, 18, 19, 20, 21, 22, 23, 24, 27, 30, 32 (mm)
	1/4" 1/2"
1/2"	16, 21 mm
	33 PCS/szt.
1/4"	50, 100 mm
1/2"	125 mm 250 mm
	1/4" 1/2"
	1/4" 1/2"
	1/2"
	1.5, 2, 2.5 mm
	1/4"
	1/4"

1/4"	4, 5.5, 7
1/4"	PH1, PH2
1/4"	PZ1, PZ2
1/4"	H3,H4,H5,H6
1/4"	T8,T10,T15,T20,T25,T30
8mm	8,10,12
8mm	PH3, PH4
8mm	PZ3, PZ4
8mm	H8,H10,H12,H14
8mm	T40,T45,T50,T55

S - 34TES

materiał:Cr-V Socket

1/4"
3/8" 34 PCS

3/8" TORX	T10; T15; T20; T25; T27; T30; T40; T45; T50; T55; T60
3/8" BITY TORX	E8; E10; E11; E12; E14; E16; E18; E20
1/4"	E4; E5; E6; E7
BITY TORX TRAMPER	T10; T15; T20; T25; T27; T30; T40; T45; T50; T60
3/8" x 5/16"	Adaptor do bitów

S - ST3212

materiał:Cr-V Socket, Mat Finish + Knurling

1/2" 32 PCS

L (mm)	1/2" TORX
55	T20-25-27-30-40-45-50-55-60-70
100	T20-25-27-30-40-45-50-55-60-70
140	T40-45-50-55-60-70
200	T40-45-50-55-60-70

S - SH3012

materiał:Cr-V Socket, Mat Finish + Knurling

1/2" 30 PCS

L (mm)	1/2" HEX
55	H5-6-7-8-10-12-14-17-19
100	H5-6-7-8-10-11-12-13
140	H5-6-7-8-10-12-14
200	H5-6-7-8-10-12

S - SS2612

materiał:Cr-V Socket, Mat Finish + Knurling



1/2" 26 PCS

L (mm)	1/2" XZN
55	M5-6-8-9-10-12-14-16
100	M5-6-8-9-10-12-14
140	M5-6-8-9-10-12-14
200	M8-10-12-14

S - H13SAE

materiał:Cr-V Socket, Mat Finish + Knurling

1/4"
3/8" 13 PCS

L (mm)	1/2" HEX
1/4"	5/64", 3/32", 1/8", 5/32", 3/16", 7/32", 1/4". Dł. 38mm
3/8"	9/32", 5/16", 3/8", 7/16", 1/2". Dł. 50mm
1/2"	9/16". dł. 56mm

S - SH1212L

materiał:Cr-V Socket, Mat Finish + Knurling

1/2" 12 PCS

L (mm)	1/2" HEX
55	H4-5-6-8-10-12
140	H4-5-6-8-10-12

S - SH1212

materiał:Cr-V Socket, Mat Finish + Knurling

1/2" 12 PCS

L (mm)	1/2" HEX
55	H5-6-7-8-10-12-14-16-17-18-19-22

S - 12GW72

materiał:Cr-V Socket, Mat Finish + Knurling

12 PCS

	8 ,9 , 10, 11, 12 ,13 ,14 ,15, 16,17 ,19 ,22 . ilośc zębów 72

S - 12FGW72

materiał:Cr-V Socket, Mat Finish + Knurling

12 PCS

	8 ,9 , 10, 11, 12 ,13 ,14 ,15, 16,17 ,19 ,22 . ilośc zębów 72

S - H125TP

materiał:Cr-V Socket, Mat Finish + Knurling

1/4"
3/8"
1/2" 12 PCS

L (mm)	1/2"/ 1/4"/ 3/8" TORX 5-kątne, z otworem typu TS
1/4" TORX	TS8, TS10, TS15, TS20, TS25, TS27, TS30; L=37mm
3/8" TORX	TS40, TS45, TS50, TS55; L=50mm
1/2" TORX	TS60; L=56mm

S - H912S

materiał:Cr-V Socket, Mat Finish + Knurling

1/2" 9 PCS

L (mm)	1/2"/ HEX 80mm
1/2" HEX	H4, H5, H6, H7, H8, H10, H12, H14, H17

S - H125WT

materiał:Cr-V Socket, Mat Finish + Knurling

1/4"
3/8"
1/2" 12 PCS

L (mm)	1/2"/ 1/4"/ 3/8" TORX ORX 5 KĄTNE
1/4" TORX	TS8, TS10, TS15, TS20, TS25, TS27, TS30; L=37mm
3/8" TORX	TS40, TS45, TS50, TS55; L=50mm
1/2" TORX	TS60; L=56mm

S - H2548T

materiał:Cr-V Socket

1/4"
3/8"
1/2" 25 PCS

L (mm)	1/2"/ 1/4"/ 3/8" " TORX/E
1/4" TORX 1/4" E-TORX	T8, T10, T15, T20, T25, T27, T30,L=38mm E4, E5, E6, E7, E8; L=25mm
3/8" TORX 3/8" E-TORX	T40, T45, T47, T50, T55; L=48mm E10, E12, E14, E16, E18, E20; L=30mm
1/2" TORX 1/2" E-TORX	T60; L=56mm E-22; L=38mm

S - A13NT

materiał:Cr-V Socket, Mat Finish + Knurling

1/4"
3/8"
1/2" 13 PCS

L (mm)	1/2"/ 1/4"/ 3/8" TORX
1/4" TORX	T8, T10, T15, T20, T25, T27, T30; L=37mm
3/8" TORX	T40, T45, T50, T55; T60 L=50mm
1/2" TORX	T70; L=56mm

S - A13WT

materiał:Cr-V Socket, Mat Finish + Knurling

1/4"
3/8"
1/2" 13 PCS

L (mm)	1/2"/ 1/4"/ 3/8" TORX z otworem typu TX
1/4" TORX	T8, T10, T15, T20, T25, T27, T30; L=37mm
3/8" TORX	T40, T45, T50, T55; T60 L=50mm
1/2" TORX	T70; L=56mm

S - H138NT

materiał:Cr-V Socket, Mat Finish + Knurling

3/8" 10 PCS

L (mm)	3/8" TORX Z OTWOREM
3/8" TORX	T10, T15, T20, T25, T27, T30, T40, T45, T50, T55; L=50mm

S - A938H

materiał:Cr-V Socket, Mat Finish + Knurling



3/8" 9 PCS

L (mm)	3/8" HEX
3/8" HEX	H2, H3, H4, H5, H5.5, H6, H7, H8, H10

S - H812S

materiał:Cr-V Socket, Mat Finish + Knurling



1/2" 8 PCS

L (mm)	1/2" HEX 140mm
1/2" HEX	H5, H6, H7, H8, H10, H12, H14, H17

S - P1214R

materiał:Cr-V Socket, Mat Finish + Knurling

1/4" 12 PCS

L (mm)	1/4"Hand Socket Set
1/4"	5/32", 3/1a6", 7/32", 1/4", 9/32", 5/16" 11/32", 3/8", 7/16", 15/32", 1/2", 9/16"

S - MB245

materiał:Cr-V

1/4"
1/2" 24 PCS

1/4"	5/32", 3/16", 7/32", 1/4", 9/32", 5/16", 11/32", 3/8", 13/32", 7/16", 15/32"
1/2"	1/2", 9/16", 19/32", 5/8", 11/16", 3/4", 13/16", 7/8", 15/16", 1", 1-1/16", 1-1/8", 1-1/4"

S - P14ES

materiał:Cr-V Socket, Mat Finish + Knurling

3/8"
1/4"
1/2" 14 PCS

L (mm)	1/2"/ 1/4"/ 3/8" E-TORX
1/4" E-TORX	E4, E5, E6, E7, E8.
3/8" E-TORX	E10, E11, E12, E14, E14
1/2" E-TORX	E18, E20, E22, E24

A - SF12TB

materiał:Cr-Mo Socket

1/2" 6 PCS

L (mm)	1/2" TORX
1/2" TORX	T55, T60, T70, T80, T90, T100

A - HN512

materiał:Cr-Mo
Bitsmaterial: S2

1/2" 12 PCS

L (mm)	1/2" Hub-Nut Socket/Bit Set
1/2"	Impact Socket:24,30,32mm Impact Hex Bit Socket:14, 17mm

A - JT1038

materiał:Cr-Mo



3/8" 10 PCS

L (mm)	53
3/8"	10,11,12,13,14,15,16,17,18,19

A - HEX40F

materiał:Cr-Mo Socket

1/2" 40 PCS

Nr kat.	SIZE (mm)
Short Impact Socket (19pcs)	9-10-11-12-13-14-15-16-17-18-19-20-21-22-23-24-26-27-30mm
Long Impact Socket (19pcs)	9-10-11-12-13-14-15-16-17-18-19-20-21-22-23-24-26-27-30mm
1pc 1/2" power extension	125mm (211405P)
1pc 1/2" force ball joint	(274100P)
A-WST78 Tesla 1/2"	1/2" Dr. x 7/8"

A - WN1210

materiał:Cr-Mo

1/2" 10 PCS

Nr kat.	SIZE (mm)
A-WN15	15mm
A-WN17	17mm
A-WN19	19mm
A-WN21	21mm
A-WN22	22mm
A-WN23	23mm
A-WN24	24mm
A-WSM17 Benz"	1/2" 17mm
A-WSHK21 Hyundai / Kia	1/2" Dr. x MS21
A-WST78 Tesla 1/2"	1/2" Dr. x 7/8"

S - QR72S

materiał:Cr-V



1/4"
3/8"
1/2" 3 PCS

L =89 mm	S-QR1472 1/4"
L =108 mm	S-QR3872 3/8"
L =134 mm	S-QR1272 1/2"

S - SLS738

materiał:Cr-V Socket, Mat Finish + Knurling

3/8" 7 PCS

L (mm)	3/8" TORX
110	T25-30-40-45-50-55-60

S - SAE738

materiał:Cr-V Socket, Mat Finish + Knurling

3/8" 7 PCS

L (mm)	3/8 " HEX
110	1/8", 5/32", 3/16", 7/32", 1/4" 5/16", 3/8"

S - SPB738

materiał:Cr-V Socket, Mat Finish + Knurling

3/8" 7 PCS

L (mm)	3/8" XZN
110	M4, M5, M6, M7, M8, M9, M10

S - SLH738

materiał:Cr-V Socket, Mat Finish + Knurling

3/8" 7 PCS

L (mm)	3/8" HEX
110	H3, H4, H5, H6, H7, H8, H10

A - 1MTORX8

1/2"
8 PCS

Materiał: Cr - Mo

NR KAT	SIZES	D1	D2	MAX TORQE [Nm]
531430	T30	75	10	37.41
531440	T40	75	10	63.31
531445	T45	75	12	103.49
531450	T50	75	14	148.86
531455	T55	75	14	256.56
531460	T60	75	14	444.92
531470	T70	75	20	700.21
531480	T80	75	20	1041.23

A - 1MHEX8

1/2"
8 PCS

Materiał: Cr - Mo

NR KAT	SIZES	D1	D2	MAX TORQE [Nm]
A-1MH5	H5	75	13	34.98
A-1MH6	H6	75	15	60.96
A-1MH8	H8	75	24	139.90
A-1MH10	H10	75	30	254.80
A-1MH12	H12	75	30	479.61
A-1MH14	H14	75	30	479.61
A-1MH17	H17	75	30	479.61
A-1MH19	H19	75	30	479.61

S - TL1038

materiał:Cr-V Socket, Mat Finish + Knurling

3/8" 10 PCS

L (mm)	3/8" TORX
140	T10, T15, T20, T25, T27, T30, T40, T45, T50, T55;

A - 6HAS

6 PCS

Materiał: Cr - V

NR KAT	L (mm)		
426400	50	3/4"	1/2"
424600	45	1/2"	3/4"
423400	35	3/8"	1/2"
424301	35	1/2"	3/8"
423200	25	3/8"	1/4"
422300	40	1/4"	3/8"

A - 1MADA6

6PCS

Materiał: Cr - Mo

NR KAT	L (mm)		
426400P	55	3/4"	1/2"
424600P	50	1/2"	3/4"
434000P	35	3/8"	1/2"
424300P	25	1/2"	3/8"
423200P	25	3/8"	1/4"
422300P	40	1/4"	3/8"

A – IS2612

Materiał: Cr – Mo

NR KAT	SIZES	D1	D2	MAX TORQE [Nm]
531420	T20	78	10	37.41
531425	T25	78	10	37.41
531430	T30	78	10	37.41
531440	T40	78	10	63.31
531445	T45	78	12	103.49
531450	T50	78	14	148.86
531455	T55	78	14	256.56
531460	T60	78	14	444.92
531470	T70	78	20	700.21

NR KAT	SIZES	D1	D2	MAX TORQE [Nm]
A–1MH5	H5	78	13	34.98
A–1MH6	H6	78	15	60.96
A–1MH8	H8	78	24	139.90
A–1MH10	H10	78	30	254.80
A–1MH12	H12	78	30	479.61
A–1MH14	H14	78	30	479.61
A–1MH16	H16	78	30	479.61
A–1MH19	H19	78	30	479.61

NR KAT	SIZES	D1	D2	MAX TORQE [Nm]
A–12SI4M	M4	78	13	34.98
A–12SI5M	M5	78	15	60.96
A–12SI6M	M6	78	24	139.90
A–12SI8M	M8	78	24	139.90
A–12SI9M	M9	78	30	254.80
A–12SI10M	M10	78	30	479.61
A–12SI12M	M12	78	30	479.61
A–12SI14M	M14	78	30	479.61
A–12SI16M	M16	78	30	479.61

A – I14GL

Nasadki Udarowe

1/2”
14 PCS

Gear Lock

Materiał: Cr – Mo

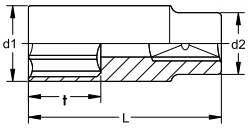

NR KAT	DRIVE	SIZES (mm)	D1 (mm)	D2 (mm)
141210	1/2”	10	78	17
141212	1/2”	12	78	20
141213	1/2”	13	78	21
141214	1/2”	14	78	22
141215	1/2”	15	78	24
141217	1/2”	17	78	26
141218	1/2”	18	78	28
141219	1/2”	19	78	28
141221	1/2”	21	78	32
141222	1/2”	22	78	32
141224	1/2”	24	78	34
141227	1/2”	27	78	38
141230	1/2”	30	78	42
141232	1/2”	32	78	45

A – SS151

Numer KAT.	Rozmiar	Wysokość
424610P	10 mm	28 mm
424611P	11 mm	28 mm
424612P	12 mm	28 mm
424613P	13 mm	28 mm
424614P	14 mm	28 mm
424615P	15 mm	28 mm
424616P	16 mm	28 mm
424617P	17 mm	28 mm
424618P	18 mm	28 mm
424619P	19 mm	28 mm
424620P	20 mm	28 mm
424621P	21 mm	28 mm
424622P	22 mm	28 mm
424623P	23 mm	28 mm
424624P	24 mm	28 mm

A – WSM17

Nr kat.	size (mm)	L (mm)
A – WSM17	17	86

544622MP

Nr kat.	size (mm)	L (mm)
544622MP	22	86

A – HSI217
A – HSI219
A – HSI221

Nr kat.	SIZE (mm)	L (mm)	MAX Torque (Nm)
A – HSI217	17	86	475
A – HSI219	19	86	565
A – HSI221	21	86	570

A – 6XZN

1/2” 8 PCS

L (mm)	1/2” XZN
78	M14 , M16 , M18
43	M14 , M16 , M18
Adaptor 3/4”	24mm
Klucz ampulowy	4mm

A – 921MS

3/8”

Nr kat.	SIZE (mm)	L (mm)	Waga
A – 921MS	9 – 21	65x27x27	65

A - SUNI19

Nasadki Udarowe

Gear Lock 1/2"

Materiał: Cr - Mo 19PCS

NR KAT	DRIVE	SIZES (mm)	D1 (mm)	D2 (mm)
U24208	1/2"	8	38	13
U24209	1/2"	9	38	14,5
U24210	1/2"	10	38	15,5
U24211	1/2"	11	38	17
U24212	1/2"	12	38	18
U24213	1/2"	13	38	19
U24214	1/2"	14	38	20
U24215	1/2"	15	38	22
U24216	1/2"	16	38	24
U24217	1/2"	17	38	24
U24218	1/2"	18	38	25,5
U24219	1/2"	19	38	25,5
U24220	1/2"	20	38	28
U24221	1/2"	21	38	30
U24222	1/2"	22	38	30
U24224	1/2"	24	38	32
U24227	1/2"	27	42	36
U24230	1/2"	30	43	40
U24232	1/2"	32	43	42

A - AS527

Gear Lock 1/2"

Materiał: Cr - Mo 32PCS

NR KAT	DRIVE	SIZES (mm)	D1 (mm)	D2 (mm)
527610	1/2"	10	38	21
527611	1/2"	11	38	21
527612	1/2"	12	38	21
527613	1/2"	13	38	21
527614	1/2"	14	38	21
527615	1/2"	15	38	17
527616	1/2"	16	38	17
527617	1/2"	17	38	17
527618	1/2"	18	38	17
527619	1/2"	19	38	17
527620	1/2"	20	38	17
527621	1/2"	21	38	17
527622	1/2"	22	38	17
527623	1/2"	23	38	17
527624	1/2"	24	38	17
527625	1/2"	25	38	17
527626	1/2"	26	38	17
527627	1/2"	27	38	17
527628	1/2"	28	38	18
527629	1/2"	29	38	18
527630	1/2"	30	38	18
527631	1/2"	31	38	18
527632	1/2"	32	38	18

545SET10 1/2" 12KT

Nr kat.	size (mm)	L (mm)
545610P	10	78
545613P	13	78
545614P	14	78
545615P	15	78
545616P	16	78
545617P	17	78
545618P	18	78
545619P	19	78
545621P	21	78
545622P	22	78
545623P	23	78

525SET10 1/2"12KT

Nr kat.	size (mm)	L (mm)
525610P	10	38
525611P	11	38
525612P	12	38
525613P	13	38
525614P	14	38
525615P	15	38
525616P	16	38
525617P	17	38
525618P	18	38
525619P	19	38

A - SRS14MF

14 PCS

	8, 10, 12, 13, 15, 16, 17, 19, 22, 24
	6,3 (1/4"), 10 (3/8"), 12,5 (1/2") - kwadrat
	dla bitów (1/4")

A - FRS12MF

12 PCS

1/2"	8,9,10,11,12,13,14,15,16,17,18,19 ilość zębów: 72

S - SE912

9 PCS

materiał:Cr-V Socket, Mat Finish + Knurling

1/2"

L (mm)	1/2" E-TORX
55	E10-11-12-14-16-18-20-22-24

HAND TOOLS

A - 712TF3

T10, 15, 20, 25, 27, 30, 40, 45, 50
L=89 - 227

A - 710TX3

T10, 15, 20, 25, 27, 30, 40, 45, 50
L=89 - 226

A - 709BP3

1.5, 2, 2.5, 3, 4, 5, 6, 7, 8, 10
L=89 - 231

A - 712TF2



T10, 15, 20, 25, 27, 30, 40, 45, 50
L=51 - 161

A - 712TF1

T10, 15, 20, 25, 27, 30, 40, 45, 50
L=89 - 124

A - 709BP2

1.5, 2, 2.5, 3, 4, 5, 6, 7, 8, 10
L=64 - 177

A - 709BP1

1.5, 2, 2.5, 3, 4, 5, 6, 7, 8, 10
L=46 - 122

1000-71719

Nr kat.	SIZE (mm)	L (mm)
1000 - 71719	17 x 19	316
1000 - 71922	19 x 22	316
1000 - 72427	24 x 27	362
1000 - 72732	27 x 32	448

0926

Nr kat.	SIZE (mm)
0926	6, 7, 8, 9, 10, 11, 12, 13, 14, 15, 16, 17, 18, 19, 20, 21, 22, 23, 24, 25, 26, 27, 28, 29, 30, 32

700-712P

Nr kat.	SIZE (mm)	L (mm)
700 -70607	6x7	168
700 -70809	8x9	183
700 -71011	10x11	198
700 -71213	12x13	217
700 -71415	14x15	239
700 -71617	16x17	260
700 -71819	18x19	292
700 -72022	20x22	318
700 -72123	21x23	327
700 -72427	24x27	339
700 -72528	25x28	347
700 -73032	30x32	362

IN926

Nr kat.	SIZE (mm)
IN926	1/4",5/16",3/8",7/16",1/2",9/16",5/8",11/16",3/4",13/16",7/8",15/16",1",1 1/16",1 1/8",1 1/4"

D912

Nr kat.	SIZE (mm)
D912	6x7,8x9,10x11,12x13,14x-15,16x17,18x19,20x22,21x-23,24x27,25x28,30x32

xxxx

Nr kat.	SIZE (mm)
D912	6x7,8x9,10x11,12x13,14x-15,16x17,18x19,20x22,21x-23,24x27,25x28,30x32

MAT FINISH

Nr kat.	SIZE (mm)	L (mm)
5000 -706	6	102
5000 -707	7	112
5000 -708	8	122
5000 -709	9	131
5000 - 710	10	140
5000 -711	11	150
5000 -712	12	160
5000 -713	13	170
5000 -714	14	180
5000 -715	15	190
5000 -716	16	200
5000 -717	17	210
5000 -718	18	220
5000 -719	19	230
5000- 720	20	240
5000 -721	21	250
5000 -722	22	260
5000 -723	23	270
5000 -724	24	280
5000 -725	25	290
5000 -726	26	300
5000 -727	27	310
5000 -728	28	320
5000 -729	29	330
5000 -730	30	340
5000-732	32	360
5000 -733	33	380
5000 -734	34	380
5000 -735	35	410
5000 -736	36	410
5000 -738	38	428
5000 -741	41	460
5000 -745	45	500
5000 -750	50	536
5000 -755	55	610
5000 -760	60	660
5000 -765	65	710
5000 -770	70	760
5000 -775	75	815
5000 -780	80	855
5000 -785	85	860
5000 -790	90	955
5000 -795	95	945
5000 -7100	100	1500
5000 -7105	105	1550

75° MAT FINISH

Nr kat.	SIZE (mm)	L (mm)
700 -70607	6 x 7	168
700 -70809	8 x 9	183
700 -70810	8 x 10	183
700 71011	10 x 11	198
700 -71012	10 x 12	198
700 -71113	11 x 13	217
700 -71213	12 x 13	217
700 -71214	12 x 14	217
700 -71314	13 x 14	239
700 -71415	14 x 15	239
700 -71417	14 x 17	260
700 -71617	16 x 17	260
700 -71719	17 x 19	292
700 -71819	18 x 19	292
700 -71922	19 x 22	318
700 -72022	20 x 22	318
700 -72224	22 x 24	327
700 -72326	23 x 26	339
700 -72426	24 x 26	339
700 -72427	24 x 27	339
700 -72528	25 x 28	347
700 -72730	27 x 30	362
700 -73032	30 x 32	362

MAT FINISH

Nr kat.	SIZE (mm)	L (mm)
PFW081	8	144
PFW091	9	150
PFW101	10	158
PFW111	11	165
PFW121	12	173
PFW131	13	177
PFW141	14	190
PFW151	15	202
PFW161	16	215
PFW171	17	229
PFW181	18	240
PFW191	19	252
PFW211	21	275
PFW221	22	275
PFW241	24	296
PFW271	27	129
PFW301	30	141
PFW321	32	156

MAT FINISH

Nr kat.	SIZE (mm)	L (mm)
900 -70810	8 x 10	143
900 -71011	10 x 11	152
900 -71113	11 x 13	156
900 -71214	12 x 14	178
900 -71417	14 x 17	196
900 -71719	17 x 19	196
900 -72224	22 x 24	252
900 -72427	24 x 27	265
900 -73032	30 x 32	285



Nr kat.	SIZE (mm)	L (mm)
PFG081	8	144
PFG091	9	150
PFG101	10	158
PFG111	11	165
PFG121	12	173
PFG131	13	182
PFG141	14	190
PFG151	15	202
PFG161	16	215
PFG171	17	229
PFG181	18	240
PFG191	19	252
PFG211	21	275
PFG221	22	285
PFG241	24	296

Nr kat.	SIZE (mm)	MAX (Nm)
PFC08	8mm - 285 mmL	36
PFC10	10mm - 315 mmL	85
PFC12	12mm - 350 mmL	109
PFC13	13mm - 380 mmL	138
PFC14	14mm - 405 mmL	190
PFC17	17mm - 435 mmL	320
PFC19	19mm - 460 mmL	387

Nr kat.	Rozmiar (mm)	L (mm)	A (mm)	B (mm)	C (mm)	D (mm)	MAX (Nm)
A - L0810	8x10	235	12.51	15.00	7.50	8.40	58.55
A - L1011	10x11	291	14.31	17.00	8.50	9.50	98.65
A - L1214	12x14	328	17.80	20.30	10.40	11.30	151.41
A - L1315	13x15	390	20.20	23.30	11.50	13.20	181.91
A - L1618	16x18	407	23.70	26.60	13.00	14.80	297.63
A - L1719	17x19	407	23.70	26.60	13.00	14.80	341.57
A - L2123	21x23	431	31.33	34.00	15.40	17.70	561.04
A - L2224	22x24	431	31.33	34.00	15.40	17.70	625.47

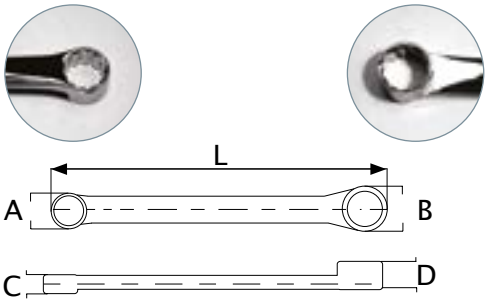

Cr – Mo

Nr kat.	SIZE (mm)	L (mm)
A – IS24	24	168
A – IS27	27	180
A – IS30	30	190
A – IS32	32	190
A – IS36	36	205
A – IS38	38	228
A – IS41	41	230
A – IS46	46	240
A – IS50	50	253

Nr kat.	SIZE (mm)	L (mm)
PFS081	8	98
PFS101	10	98
PFS111	11	103
PFS121	12	106
PFS131	13	182
PFS141	14	115
PFS151	15	115
PFS161	16	119
PFS171	17	127
PFS181	18	131

Nr kat.	SIZE (mm)	L (mm)
400 – 706	6	129
400 – 707	7	135
400 – 708	8	142
400 – 709	9	155
400 – 710	10	161
400 – 711	11	168
400 – 712	12	174
400 – 713	13	180
400 – 714	14	193
400 – 715	15	200
400 – 716	16	207
400 – 717	17	227
400 – 718	18	239
400 – 719	19	250
400 – 720	20	259
400 – 721	21	271
400 – 722	22	295
400 – 723	23	317
400 – 724	24	317

Nr kat.	SIZE (mm)	L (mm)
PFBGM08091	8 x 9	129
PFBGM10111	10 x 11	141
PFBGM12151	12 x 15	156
PFBGM13141	13 x 14	172
PFBGM16181	16 x 18	189
PFBGM17191	17 x 19	200
PFBGM21241	21 x 24	224

Nr kat.	SIZE (mm)	L (mm)
800 – E0608	6 x 8	168
800 – E0711	7 x 11	187
800 – E1012	10 x 12	205
800 – E1418	14 x 18	245
800 – E1622	16 x 22	255
800 – E2024	20 x 24	265

MAT FINISH

Nr kat.	SIZE (mm)	L (mm)
E10608	E6 x E8	114
E10711	E7 x E11	130
E11012	E10 x E12	141
E11418	E14 x E18	180
E11622	E16 x E22	205
E12024	E20 x E24	224

A – TS....

Nr kat.	Rozmiar śruby (mm)	L1 (mm)	L2 (mm)	I (mm)	D (mm)	Waga (g)
A – TS600	6	388	146	7.0	9.5	169
A – TS602	7	388	146	8.7	11.0	170
A – TS604	8	388	146	8.0	12.2	173
A – TS606	9	388	160	9.4	13.0	172
A – TS608	10	392	160	10.1	14.7	281
A – TS610	11	392	160	10.7	15.8	281
A – TS612	12	394	160	12.3	16.9	283
A – TS614	13	420	175	12.9	19.0	391
A – TS616	14	420	175	12,5	19,8	393
A – TS618	15	434	200	14.2	21.0	578
A – TS620	16	434	200	13.2	21.9	588
A – TS622	17	434	200	14.0	23.8	589
A – TS624	18	434	200	14.0	25.9	598
A – TS626	19	485	230	17.4	26.0	903
A – TS628	20	485	230	16.2	28.0	913
A – TS630	21	485	230	15.5	30.0	926
A – TS632	22	485	230	15.2	30.0	923
A – TS634	23	485	230	15.2	30.0	923
A – TS636	24	485	230	19.1	32.0	920

A – TT...

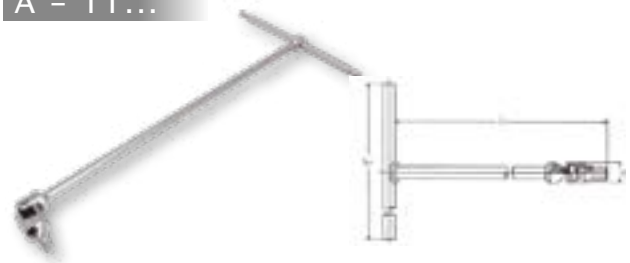

Nr kat.	Rozmiar śruby (mm)	L1 (mm)	L2 (mm)	D (mm)	Waga (g)
A – TT2066	T – 20	400	145	12.05	170
A – TT2567	T – 25	400	145	12.05	170
A – TT2768	T – 27	400	145	12.05	171
A – TT3069	T – 30	400	145	12.05	172
A – TT4070	T – 40	413	160	17.00	288
A – TT4571	T – 45	413	160	17.00	290
A – TT5072	T – 50	435	175	20.0	395
A – TT5573	T – 55	435	175	20.0	400

A – TH...

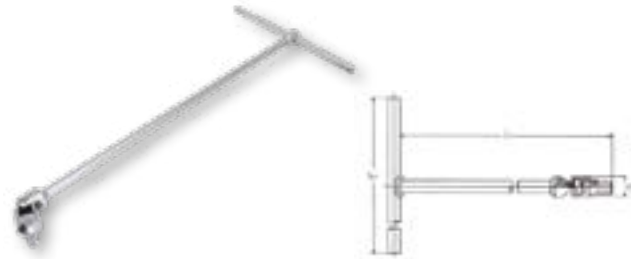

Nr kat.	Rozmiar śruby (mm)	L1 (mm)	L2 (mm)	D (mm)	Waga (g)
A – TH358	3	400	145	13,0	171
A – TH459	4	400	145	13,0	172
A – TH560	5	400	145	13,0	173
A – TH661	6	426	175	20,0	387
A – TH862	8	426	175	20,0	389
A – TH1063	10	426	175	20,0	393

Wiertła koronowe

Dzięki monolitycznej konstrukcji uchwytu oraz ostrzom zebów wykonanych ze spieków węglikowych zaszlifowanych zgodnie z technologią skrawania obwiedniowego (wiercenia) uzyskuje się gładką powierzchnię wierconego otworu bez “zadziorów” na jego krawędzi.

METALCORE

Efektywna długość części roboczej: 4.5 mm

(długość części roboczej: 12.0 mm)

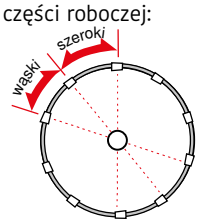

Nieregularna odległość rozmieszczenia płytki skrawającej

Amortyzator sprężynowy - eliminuje siły występujące w czasie skrawania obwiedniego z centrum korpusu

Specjalne płytki tnące (Tungsten Carbide Tip):
✓ idealny kształt i geometria ostrza TCT oraz technologia jego osadzania zapewnia właściwe skrawanie i regulację cieplną
✓ regulacja wibracji przez zmienność odległości między zębami

Kołnierz “stopujący”
W przypadku zaklinowania wiertła w materiale zapewnia szybkie i bezpieczne jego wyjście

Uchwyt
Jednoczęściowa budowa gwarantuje dokładność wiercenia, wysoką trwałość narzędzia i doskonałe pole widzenia

Średnica



Długość całkowita: 84 mm

WIERTŁO PROWADZĄCE HSS			
KOD		Długość (mm)	Długość Rozmiar (mm)

WIERTŁO Z PŁYTKĄ ZE SPIEKÓW			
KOD	Średnica robocza (mm)	Długość (mm)	Długość Rozmiar (mm)
T-6	6	47	14-150

AMORTYZATOR SPRĘŻYNOWY	
KOD	Dla otworów Rozmiar (mm)
MCS KS - No.1	14-150

ZALECANE PRĘDKOŚCI		
	Obroty/min	
	Stal	INOX
18 - 21	700 - 1000	300 - 700
22 - 30	700 - 1000	300 - 700
31 - 40	700 - 1000	300 - 700
41 - 50	700 - 1000	300 - 700
51 - 60	700 - 1000	300 - 700
60 - 76	700 - 1000	300 - 700

Narzędzie jest bezpiecznie zaprojektowane. Wprowadzony pierścień na korpusie zapobiega utracie kontroli nad głębokością wiercenia.

Nr.kat	Średnica robocza (mm)	Średnica uchwytu (mm)
MCS-14	14	10
MCS-15	15	10
MCS-16	16	10
MCS-17	17	10
MCS-18	18	10
MCS-19	19	10
MCS-20	20	10
MCS-21	21	10
MCS-22	22	10
MCS-23	23	10
MCS-24	24	10
MCS-25	25	10
MCS-26	26	10
MCS-27	27	10
MCS-28	28	10
MCS-29	29	10
MCS-30	30	10
MCS-31	31	10
MCS-32	32	10
MCS-33	33	10
MCS-34	34	10
MCS-35	35	10
MCS-36	36	10
MCS-37	37	10
MCS-38	38	10
MCS-39	39	10
MCS-40	40	10
MCS-41	41	10
MCS-42	42	10
MCS-43	43	10
MCS-44	44	10
MCS-45	45	10

Nr.kat	Średnica robocza (mm)	Średnica uchwytu (mm)
MCS-46	46	10
MCS-47	47	10
MCS-48	48	10
MCS-49	49	10
MCS-50	50	10
MCS-51	51	10
MCS-52	52	10
MCS-53	53	10
MCS-54	54	10
MCS-55	55	10
MCS-56	56	10
MCS-57	57	10
MCS-58	58	10
MCS-59	59	10
MCS-60	60	10
MCS-61	61	10
MCS-62	62	10
MCS-63	63	10
MCS-64	64	10
MCS-65	65	10
MCS-70	70	13
MCS-75	75	13
MCS-80	80	13
MCS-85	85	13
MCS-90	90	13
MCS-95	95	13
MCS-100	100	13
MCS-110	110	13
MCS-120	120	13
MCS-130	130	13
MCS-140	140	13
MCS-150	150	13

Wiertła koronowe

Przeznaczone do wiercenia otworów w grubych płytach stalowych (do 25 mm), arkuszach blach ze stali nierdzewnej oraz rurach o większych średnicach jak i również innych przedmiotach o łukowatych powierzchniach.
3-ostrzowy system cięcia - 2 różne zestawy trzech różnych ostrzy do cięcia: jedno nachylone zewnętrznie, jedno wewnętrznie, jedno centralnie. Ta cecha zmniejsza naprężenia materiału i opory skrawania, zapewnia kontrolą nad przebiegiem procesu wiercenia a tym samym gwarantuje uzyskanie gładkiego otworu bez "zadziorów" na jego krawędzi.

Amortyzator sprężynowy - eliminuje siły występujące w czasie skrawania obwiedniego z centrum korpusu

Specjalne płytki tnące (Tungsten Carbide Tip):
✓ idealny kształt i geometria ostrza TCT oraz technologia jego osadzania zapewnia właściwe skrawanie i regulację cieplną
✓ regulacja wibracji przez zmienność odległości między zębami

Kołnierz "stopujący"
W przypadku zaklinowania wiertła w materiale zapewnia szybkie i bezpieczne jego wyjście

Uchwyt
Jednoczęściowa budowa gwarantuje dokładność wiercenia, wysoką trwałość narzędzia i doskonałe pole widzenia

Efektywna długość części roboczej: 25 mm

(długość części roboczej: 28 mm)

META-CORE TRIPLE

Zastosowanie:
- stal - max. 25 mm
- stal nierdzewna - max. 25 mm
- aluminium - max. 5 mm

WIERTŁO PROWADZĄCE HSS			
KOD	Średnica robocza (mm)	Długość (mm)	Długość Rozmiar (mm)

AMORTYZATOR SPRĘŻYNOWY	
KOD	Dla otworów Rozmiar (mm)
MCTR KS - No.1	18-120

ZALECANE PRĘDKOŚCI		
	Obroty/min	
	Stal	INOX
18 - 21	700 - 1000	300 - 700
22 - 30	700 - 1000	300 - 700
31 - 40	700 - 1000	300 - 700
41 - 50	700 - 1000	300 - 700
51 - 60	700 - 1000	300 - 700
60 - 76	700 - 1000	300 - 700

Nr.kat	Średnica robocza (mm)	Średnica uchwytu (mm)
MCTR-16	16	10
MCTR-17	17	10
MCTR-18	18	10
MCTR-19	19	10
MCTR-20	20	10
MCTR-21	21	10
MCTR-22	22	10
MCTR-23	23	10
MCTR-24	24	10
MCTR-25	25	10
MCTR-26	26	10
MCTR-27	27	10
MCTR-28	28	10
MCTR-29	29	10
MCTR-30	30	10
MCTR-31	31	10
MCTR-32	32	10
MCTR-33	33	10
MCTR-34	34	10/13
MCTR-35	35	10/13
MCTR-36	36	10/13
MCTR-37	37	10/13
MCTR-38	38	10/13
MCTR-39	39	10/13
MCTR-40	40	10/13

Nr.kat	Średnica robocza (mm)	Średnica uchwytu (mm)
MCTR-41	41	10
MCTR-42	42	10
MCTR-43	43	10
MCTR-44	44	10
MCTR-45	45	10
MCS-46	46	10
MCTR-47	47	10
MCTR-48	48	10
MCTR-49	49	10
MCTR-50	50	10
MCTR-51	51	10
MCTR-52	52	10
MCTR-53	53	10
MCTR-54	54	10
MCTR-55	55	10
MCTR-60	60	10
MCTR-65	65	10
MCTR-70	70	13
MCTR-75	75	13
MCTR-80	80	13
MCTR-85	85	13
MCTR-90	90	13
MCTR-95	95	13
MCTR-100	100	13
MCTR-110	110	13
MCTR-120	120	13

Wiertła Koronowe

Przeznaczone do wiercenia otworów w grubych płytach stalowych (do 25 mm), arkuszach blach ze stali nierdzewnej oraz rurach o większych średnicach jak i również innych przedmiotach o łukowatych powierzchniach. 3-ostrzowy system cięcia - 2 różne zestawy trzech różnych ostrzy do cięcia: jedno nachylone zewnętrznie, jedno wewnętrznie, jedno centralnie. Ta cecha zmniejsza naprężenia materiału i opory skrawania, zapewnia kontrolą nad przebiegiem procesu wiercenia a tym samym gwarantuje uzyskanie gładkiego otworu bez "zadziorów" na jego krawędzi.

Nr.kat	Średnica pilota (mm)
Standard PILOT DO MZX	Ø 6
PILOT DO ZAKUPU OSOBNO	

N typ

(chwyt boczny 19mm)
system Weldon



Zaawansowane technologicznie wiertła koronowe do stosowania w przenośnych wiertarkach elektrycznych ze stopą magnetyczną oraz elektrycznych wiertarkach stacjonarnych.

Nr.kat	Średnica robocza (mm)	Średnica uchwytu (mm)	Nr.kat	Średnica robocza (mm)	Średnica uchwytu (mm)	Nr.kat	Średnica robocza (mm)	Średnica uchwytu (mm)
MX50N-18,0	18,0	90	MX50N-26,5	26,5	90	MX50N-38,0	38,0	90
MX50N-19,0	19,0	90	MX50N-27,0	27,0	90	MX50N-39,0	39,0	90
MX50N-20,0	20,0	90	MX50N-28,0	28,0	90	MX50N-40,0	40	90
MX50N-21,0	21,0	90	MX50N-29,0	29,0	90	MX50N-41,0	41,0	90
MX50N-21,5	21,5	90	MX50N-30,0	30,0	90	MX50N-42,0	42,0	90
MX50N-22,0	22,0	90	MX50N-31,0	31,0	90	MX50N-43,0	43,0	90
MX50N-23,0	23,0	90	MX50N-32,0	32,0	90	MX50N-44,0	44,0	90
MX50N-23,5	23,5	90	MX50N-33,0	33,0	90	MX50N-45,0	45,0	90
MX50N-24,0	24,0	90	MX50N-34,0	34,0	90	MX50N-46,0	46,0	90
MX50N-24,5	24,5	90	MX50N-35,0	35,0	90	MX50N-47,0	47,0	90
MX50N-25,0	25,0	90	MX50N-36,0	36,0	90	MX50N-48,0	48,0	90
MX50N-25,5	25,5	90	MX50N-37,0	37,0	90	MX50N-49,0	49,0	90
MX50N-26,0	26,0	90	MX50N-50,0	50,0	90	MX50N-50,0	50,0	90

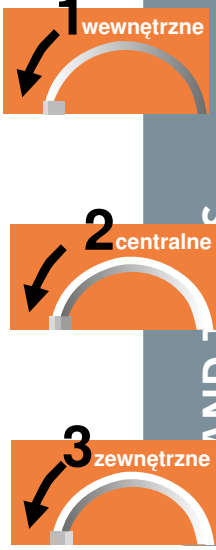

FREZY ROTACYJNE

Typ i Zastosowanie
Type and application

Kształt końcówki Head shape	Nazwa końcówki NHead stules	DIN8033	Kod końcówki Head Code	Zastosowanie Application	Rysunek Diagram
	Walcowy - Płaski Cylindrical Plain End	ZYA	A	Do wykończenia kontruru Suitable for contour finishing	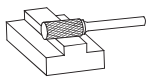
	Walcowy Czołowy Cylindrical With End Cut	ZYA - S	B	Do wykończenia czołowego i kątowych narożników Suitable for finishing contour and right angled corners	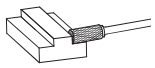
	Walcowy Półokrągły Cylindrical Ball Nose	WRC	C	Do obróbki powierzchni o łuku kołowym Suitable for finishing machining contour and circular arc surface	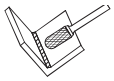

Kształt końcówki Head shape	Nazwa końcówki NHead stules	DIN8033	Kod końcówki Head Code	Zastosowanie Application	Rysunek Diagram
	Kulowy Okrągły Ball	KUD	D	Do zaokrąglonych krawędzi, do usuwania zadziorów przed i po spawaniu. Suitable for rounded edge processing end deburring and pre-machin-	
	Szpiczasto - Zaokrąglony Arch Ball Nose	RBF	F	Do zaokrąglonych krawędzi w trudno dostępnych miejscach Suitable for processing rounded edge in small places	
	Szpiczasty Arch Pointed Nose	SPG	G	Do trudno dostępnych miejsc z ostrymi konturami Suitable for processing small places, and acute angled contour	
	Spiczasto - Stożkowy Conical Pointed Nose	SKM	M	Do zaokrąglonych krawędzi w małych i trudno dostępnych miejsc. Suitable for processing rounded edge and surface in small place	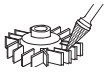

ZASTOSOWANIE FREZÓW

KROKI STEPS	1	2	3	4	5	6
Zawartość Content	Wybrać obrabiany materiał Choose materials machined	Określić wymiary skrawania Define the processing requirement	Dobrać odpowiedni kształt Select appropriate cut	Dobrać odpowiednią prędkość Obtain the recommended range of cutting speed	Określić średnice frezu do obrabianej powierzchni Determine the cutter diameter per processing space and requirement	Odszukać wartość obtrotów do średnicy frez oraz prędkość Find out the recommended RPM per cutter diameter and recommended speed in step
Patrz tabele Table look up	Table 1	Table 1	Table 1	Table 1	Table 2	Table 2

Table 1

1 Rodzaj Materiału Material Categores		2 Wykończenie Processing Regirments	3 Cięcie Cut	4 Prędkość Cięcia Cuttiing Speed (m/min)
Stal i odlewy stalowe	Stal (<40HCR), stal konstrukcyjna, stal węglowa, stal lana.	Wykończenie szorstkie Rough Finish	Gruby szlif (C) Coarse Cut (C)	600 - 900
			Pojedyńczy szlif (P) Single Cut (P)	450 - 600
			Podwójny szlif (X) Double Cut (X)	450 - 600
Steel and steel castings	Non-head, Treafed Steeks (<40HRC) Constructional Stels, Carbon steels tool steels Non-alloyed Steels, Cast steels	Wykończenie gładkie Fine Finish	Pojedyńczy szlif (P) Single Cut (P)	500 - 600
			Szybki szlif (V) Speedway Cut (V)	500 - 600

1		2	3	4
Stal i odlewy stalowe Steel and steel castings	Stal, 40-60Rc stal narzędziowa, stal hartowana, stal stopowa, stal odlewana Steel, 40-60Rc Tool steels\Tempering steels\ Alloyed steels\Steel castings	Wykończenie szorstkie Rough Finish	Single Cut (P)	250 - 350
			Double Cut(X)	250 - 350
			Speedway Cut(V)	250 - 350
		Wykończenie gładkie Fine Finish	Fine Cut (S)	350 - 450
			Diamond Cut (Q)	350 - 450
Stainless steels	Stal austenityczna np. 301, 302, 303, 304, 304L, 316, 316L,321, 317 Stal ferrytyczna o wysokiej jakości np. 409, 410L, 430, 439, Austenitic eg:301、302、303、304、304L、316、316L、321、317 Ferritic high-grade steels eg:409、410L、430、439、441、434、436、444、446、445、447	Wykończenie szorstkie Rough Finish	Coarse Cut (C)	300 - 450
			Single Cut (P)	250 - 350
			Double Cut(X)	250 - 350
			Speedway Cut(V)	250 - 350
		Wykończenie gładkie Fine Finish	Fine Cut (S)	350 - 450
Cast iron	Szare żeliwo, sferoidalne żeliwo grafitowe. Grey cast iron \Spheroidal graphite cast iron	Wykończenie szorstkie Rough Finish	Coarse Cut (C)	600 - 900
			Single Cut (P)	450 600
			Double Cut(X)	450 - 600
			Speedway Cut(V)	450 - 650
		Wykończenie gładkie Fine Finish	Single Cut (P)	500 - 600
Metale niezależne Non-ferrous metals	Stale twarde - brąz, tytan, stopy tytanowe, twarde stopy Hard non-ferrous metals:Bronze\Tifanium\Tifanium alloys\very hard aluminium alloys	Rough Finish	Single Cut (P)	250 - 350
			Double Cut(X)	250 - 350
		Wykończenie gładkie Fine Finish	Single Cut (P)	350 - 450
Metale niezależne Non-ferrous metals	Stopy żaroodporne na bazie niklu, stopy na bazie kobaltu (znajdują zastosowanie w silnkach lotniczych i turbinach) Heat resisting alloys Nickel based alloys\Cobalt based alloys(aircraft engine and rurbine construction)	Rough Finish	Szlif zadziorów Chipbreaker Cut (Y)	300 -450
			Single Cut (P)	300 - 450
			Double Cut(X)	300 - 450
			Speedway Cut(V)	300 - 450
		Wykończenie gładkie Fine Finish	Diamond Cut (Q)	350 - 500
Tworzywo sztuczne i inne materiały Plastics\Other materials	Tworzywo termoplastyczne, twarda guma oraz drewno Thermoplastics\Hard rubber\Wood	Rough Finish	Coarse Cut (C)	500 - 900
			Diamond Cut (Q)	500 - 900
		Wykończenie gładkie Fine Finish	Aluminiowy szlif (W) Aluma Cut (W)	500 - 1100

Table 2

5 Diameter (mm)	4 Prędkość Cięcia Cuttiing Speed(m/min)								
	250	300	350	400	450	500	600	900	1100
	6 RPM (m/min)								
2	40,000	48,000	56,000	64,000	72,000	80,000	95,000	143,000	175,000
3	27,000	32,000	37,000	42,000	48,000	53,000	64,000	95,000	117,000
4	20,000	24,000	28,000	32,000	36,000	40,000	48,000	72,000	88,000
5	16,000	19,000	22,000	25,000	29,000	32,000	38,000	57,000	70,000
6	13,000	16,000	19,000	21,000	24,000	27,000	32,000	48,000	59,000
8	10,000	12,000	14,000	16,000	18,000	20,000	24,000	36,000	44,000
10	8,000	10,000	11,000	13,000	14,000	16,000	19,000	29,000	35,000
12	7,000	8,000	9,000	11,000	12,000	13,000	16,000	24,000	30,000
16	5,000	6,000	7,000	8,000	9,000	10,000	12,000	18,000	22,000
19	4,000	5,000	6,000	6,000	7,000	8,000	10,000	14,000	18,500
25	3,000	4,000	4,000	5,000	6,000	6,000	8,000	11,000	14,000

A-HSS4-30

Second Relief (cooling Space)/ Druga Krawędź Chłodząca

First Relief/Pierwsza Krawędź

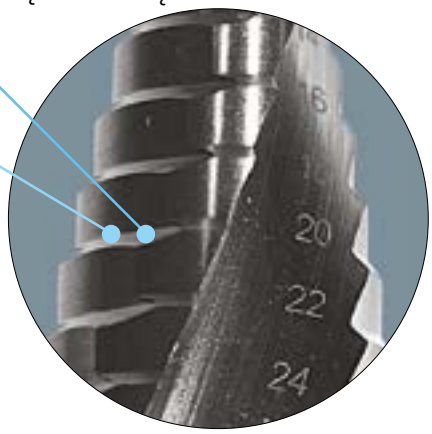

- Dwa kąty przyłożenia wiertła, pierwsza pozycja zapewnia cięcie, druga zapewnia chłodzenie powierzchni, gwarantowane chłodzenie zapewnia doskonały efekt i długotrwałe użytkowanie wiertła.
- Możliwość dobrania większego kąta przyłożenia do różnego rodzaju materiałów w których są wiercone otwory.
- Równomierne prowadzenie ciepła
- Specjalna konstrukcja przyłożenia kąta może być stosowana przy prostym typu żłobienia oraz żłobieniu spiralnym.
- Znacznie dłuższa żywotność narzędzia w porównaniu do normalnego typu żłobienia

- Two relief angless, first one for positive cutting and second one for clearance space cooling, guarantee competely perfect cooling result and extra long tool life
- Bigger selecting range of different relief angle to suit different materials drilling
- Smooth low - heat running
- Special relief angle desing can be applied to straight flute type and spiral flute type
- Considerably longer tool life comparing normal same flute type

Rekomendowane użycie wierteł, wierteł stopniowych:
Recommendations for the use of step drills, Conical drills:

Material		High carb struc. steel	High carb struc. steel	Alloy steel	Inox steel (stainless steel)	Cast Iron	Cast Iron	Cu Zn alloy britte	CuZn alloy Tough	Al-alloy	Ther-mo-plas-tics	
		<700 N/mm²	>700 N/mm²	<1000 N/mm²	<1400 N/mm²	<250 N/mm²	<250 N/mm²					
Vc=m/min		30	20	20	10	15	10	60	35	30	20	15
Coolant		Cutting spray	Cutting spray	Cutting spray	Cutting spray	Compr Air	Compr Air	Compr Air	Compr Air	Cutting spray	Water	Compr Air
ø mm	ø inch	r.p.m.	r.p.m.	r.p.m.	r.p.m.	r.p.m.	r.p.m.	r.p.m.	r.p.m.	r.p.m.	r.p.m.	r.p.m.
3 - 8	1/8" - 5/16"	3185 - 1194	2123 - 796	2123 - 796	1062 - 398	1592 - 597	1062 - 398	6369 -2389	3715 -1194	3185 - 1194	2123 - 796	1592 - 597
9 - 15	11/32" - 19/32"	1062 - 637	708 - 425	708 - 425	354 - 212	531 - 318	354 - 212	2123 - 1274	1062 -637	1062 - 637	708 - 425	531 - 318
16 - 22	5/8" - 7/8"	597 - 434	398 - 290	398 - 290	199 - 145	299 - 217	199 - 145	11194 - 869	597 -434	597 - 434	398 - 290	299 - 217
23 - 29	29/32" - 15/16"	415 - 329	277 - 220	277 - 220	138 - 110	208 - 165	138 - 110	831 - 659	415 - 329	415 - 329	277 - 220	208 - 165
30 - 36	13/16" - 17/16"	318 - 265	212 - 177	212 - 177	106 - 88	159 - 133	106 - 88	637 - 531	318 - 265	318 - 265	212 - 177	159 - 133
37	1 15/32" - 1	258 - 227	172 - 152	172 - 152	86 - 76	129 - 114	86 - 76	516 - 455	258 - 227	258 - 227	172 - 152	129 - 114

d1 - d2 ø mm	Steps	Description mm	L1 mm	ø d3 mm	Max Material Thickness
4 - 30	14	4-6-8-10-12-14-16-18-20-22-24-26-28-30	100.00	10.00	4.0

ZYA

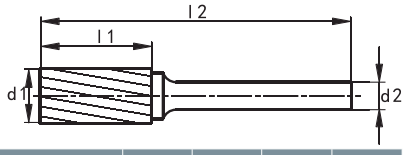

Symbol	DIN8033 Standard	d1	L1	d2	L2
A-MD7776650*	ZYA0616	6	16	6	50
A-MD7778665*	ZYA0820	8	20	6	65
A-MD77710665*	ZYA1220	10	20	6	65
A-MD77712670*	ZYA1225	12	25	6	70

SPG

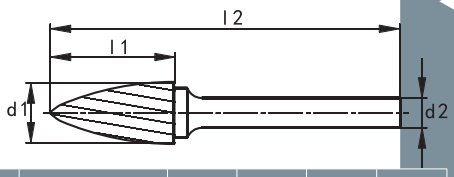

Symbol	DIN8033 Standard	d1	L1	d2	L2
A-MD7803338*	SPG0313	3	13	3	38
A-MD7806650*	SPG0618	6	16	6	50
A-MD7808665*	-	8	20	6	65
A-MD78010665*	SPG1020	10	20	6	65

ZYA-S

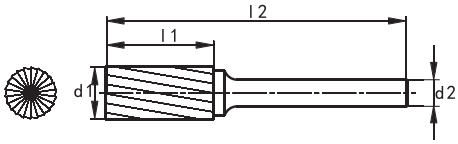

Symbol	DIN8033 Standard	d1	L1	d2	L2
A-MD7784650*	ZYAS0413	4	16	6	50
A-MD7786650*	-	6	16	6	50
A-MD7788665*	ZYAS0820	8	20	6	65
A-MD77810665*	ZYAS1020	10	20	6	65

WRC

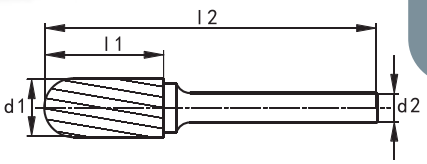

Symbol	DIN8033 Standard	d1	L1	d2	L2
A-MD7793338*	WRC0313	3	14	3	38
A-MD7794650*	-	4	16	6	50
A-MD7796650*	WRC0616	6	16	6	50
A-MD7798665*	WRC0820	8	20	6	65
A-MD77910665*	WRC1020	10	20	6	65
A-MD77912670*	WRC1225	12	25	6	70

- Uniwersalna struktura freza nadaje się nawet do najtwardszych materiałów, w tym także do zgrzein;
- Idealne do produkcji narzędzi i obróbki różnych form konstrukcyjnych;
- Nadają idealnie gładką powierzchnię obrabianego materiału.

* on stock Europe QUICK DELIVERY

SKM

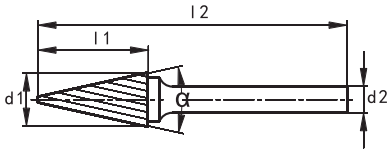

Symbol	DIN8033 Standard	d1	L1	d2	L2
A-MD7836650*	SKM0618	6	18	6	50
A-MD7838665*	-	8	20	6	65
A-MD78310665*	SKM1020	10	20	6	65
A-MD78312670*	SKM1225	12	25	6	70

* on stock Europe QUICK DELIVERY

KUD



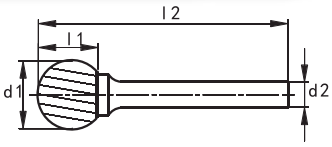

Symbol	DIN8033 Standard	d1	L1	d2	L2
A-MD7873338*	KUD0302	3	2.7	3	38
A-MD7874650*	-	4	5	6	50
A-MD78710654*	KUD1009	10	9	6	54
A-MD78712656*	KUD1210	12	11	6	56

RBF

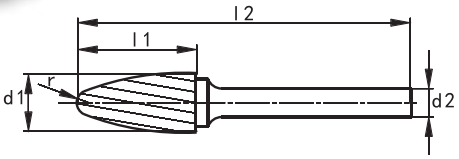

Symbol	DIN8033 Standard	d1	L1	d2	L2
A-MD7883338*	RBF0313	3	13	3	38
A-MD7886650*	RBF0618	6	18	6	50
A-MD7888663*	-	8	18	6	63
A-MD78810665*	RBF1020	10	20	6	65

A - TDS19

Materiał: HSS M2

METALOWE OPAKOWANIE
NA WIERTŁA : 1, 1.5, 2, 2.5,... 10

A -

ROZMIAR	Długosc robocza (mm)	Długosc Całkowita (mm)
1	14	33
1.5	17	39
2	44	48
2.5	28	56
3	33	60
3.5	39	69
4	21	75
4.5	47	78
5	54	84
5.5	56	92
6	58	92
6.5	65	101
7	69	108
7.5	70	108

Wiertła DO ZGRZEWÓW HSS-M2

❑ Dzięki specjalnemu szlifowi wiercenie odbywa się bez wstępnego punktowania.
❑ Do rozwiercania fabrycznych zgrzewów w po-

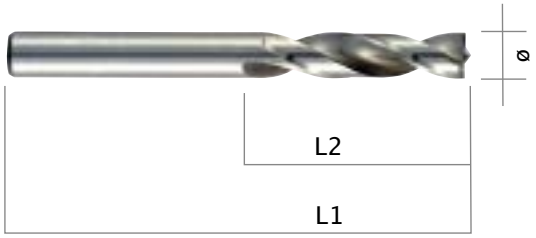

Nr kat.	Ø (mm)	L1	L2	Opak.
A - SD6100	6,00	66	26	1
A - SD8140	8,00	40	12	1

Nitownica ręczna z obrotową głowicą S909

❑ do nitów zrywalnych: Ø 2,4 - Ø 4,8/5
❑ do nitokołków gwintowanych: M3 - M6
❑ do nitonakrętek: M3 - M6
❑ cztery trzpienie do nitonakrętek
❑ możliwość obrotu głowicy o 360° pozwala na pracę pod dowolnym kątem
❑ głowica robocza do nitokołków
❑ dwa klucze do zmiany osprzętu nitownicy
❑ wygodne uchwyty
❑ sprężynowy uchwyt otwierający nitownicę automatycznie
❑ w wyposażeniu 4 wymienne głowice
❑ przedłużony "nos" głowicy dla umieszczania

Nitownica ręczna do nitów zrywalnych



❑ długie uchwyty dla swobodnej i łatwej pracy
❑ obudowa z wysokostopniowego odlewu aluminium
❑ gumowa rękojeść dla doskonałej kontroli i komfortu pracy
❑ dodatkowa sprężyna do redukcji wymaganej mocy

Zakres roboczy Ø (mm)	2,4 - 4,8
Aluminium Ø (mm)	2,4 - 4,8
Stal Ø (mm)	2,4 - 4,8
Stal nierdzewna Ø (mm)	2,4 - 4,8
Długość (mm)	450
Masa (kg)	1,15

Profesjonalna nitownica ręczna GR12

❑ sprężynowy uchwyt otwierający nitownicę automatycznie
❑ w wyposażeniu 4 wymienne głowice

Zakres roboczy Ø (mm)	2,4 - 4,8
Aluminium Ø (mm)	do 4,8
Stal Ø (mm)	do 4,8
Stal nierdzewna Ø (mm)	do 4,8
Długość (mm)	245
Masa (kg)	0,60

Nitownica harmonijkowa TC50

- nitownica jednoręczna
- stalowe zakończenie głowicy
- w wyposażeniu 4 wymienne głowice
- obudowa z wysokostopniowego odlewu aluminium
- ergonomiczny uchwyt alluminiowy zapewnia komfort pracy

Zakres roboczy Ø (mm)	2,4 – 4,8
Aluminium Ø (mm)	2,4 – 4,8
Stal Ø (mm)	
Stal nierdzewna Ø (mm)	
Długość (mm)	310
Masa (kg)	1,9

Nitownica ręczna do nitów zrywalnych

- obudowa z wysokostopniowego odlewu aluminium
- wygodne uchwyty zapewniają komfort pracy
- w wyposażeniu 4 wymienne głowice

Zakres roboczy Ø (mm)	2,4 – 4,8
Aluminium Ø (mm)	do 4,8
Stal Ø (mm)	do 4,8
Stal nierdzewna Ø (mm)	do 4,8
Długość (mm)	410
Masa (kg)	1,15

Nitownica ręczna do nitonakrętek HF152

- obudowa z wysokostopniowego odlewu aluminium
- wygodne uchwyty zapewniają komfort pracy
- sprężynowy uchwyt otwierający nitowi automatycznie
- w wyposażeniu 4 wymienne głowic

Nitonakrętki	M4 – M10
Długość (mm)	510
Masa (kg)	1,40

Nitownica ręczna do nitów zrywalnych

- długie uchwyty dla swobodnej i łatwej pracy
- obudowa z wysokostopniowego odlewu aluminium
- gumowa rękojeść dla doskonałej kontroli i komfortu pracy

Zakres roboczy Ø (mm)	3,2 – 6,4
Aluminium Ø (mm)	3,2 – 6,4
Stal Ø (mm)	3,2 – 6,4
Stal nierdzewna Ø (mm)	3,2 – 6,4
Długość (mm)	522
Masa (kg)	1,50

Nitownica ręczna do nitów zrywalnych

- długie, składane uchwyty dla swobodnej pracy oszczędzające miejsce w walizce
- obudowa z wysokostopniowego odlewu aluminium
- ramię wykute ze stali chrom – vanadium
- gumowa rękojeść dla doskonałej kontroli i komfortu pracy
- oporne na zużycie czopy

Zakres roboczy Ø (mm)	3,2 – 6,4
Aluminium Ø (mm)	3,2 – 6,4
Stal Ø (mm)	3,2 – 6,4
Stal nierdzewna Ø (mm)	3,2 – 6,4
Długość (mm)	500
Masa (kg)	1,55

Nitownica ręczna do nitów zrywalnych

- długie, składane uchwyty dla swobodnej pracy oszczędzające miejsce w walizce
- obudowa z wysokostopniowego odlewu aluminium
- ramię wykute ze stali chrom-vanadium
- gumowa rękojeść dla doskonałej kontroli i komfortu pracy
- oporne na zużycie czopy
- w wyposażeniu 4 wymienne głowice

Nity zrywalne aluminiowe Ø (mm)	2,4 – 6,4
Nitonakrętki	M4 – M10
Długość (mm)	510

Szczęki wymienne do nitownic ASTA pasują do innych markowych nitownic => O.E.M

HR-007

Zakres nitów: 2,4 - 4,8 mm

Nr kat.	Rozmiar (mm)			Masa (kg)
	L	H	D	
HR-007	270	73	22	0,45

A - BC121/12

Shears to cut the bar

- Rozmiary: 12", 14", 18", 24", 30",36"
- Maksymalna średnica cięcia zależna od rozmiaru nożyc (mogą ciąć pręty stalowe o średnicy od 5mm do 16mm)

- Sizes: ", 14", 18", 24", 30",36"
- The maximum diameter of the cut depends on the size scissors (can cut bars steel from 5mm to 16mm)
- Made from chrome molybdenum steel CrMo.

Nr kat.	Rozmiar	Długość (mm)	Metale Miękkie	Metale Średnie
A-BC-121/12	12"	300	5 (3/16")	4 (5/32")
A-BC-121/14	14"	350	7 (1/4")	5 (3/16")
A-BC-121/18	18"	450	8 (5/16")	6 (1/4")
A-BC-121/24	24"	600	10 (3/8")	8 (5/16")
A-BC-121/30	30"	750	13 (1/2")	8 (5/16")
A-BC-121/36	36"	900	16 (5/8")	10 (3/8")

- Shears for cutting all kinds of carbon steel bars and steel.
- The use of the different types of work in the construction industry and cutting wires or chains.
- Also have RIDGED BLADES, which prolongs their life and allows for a smooth and mild cutting of metal.
- Also have RIDGED BLADES, which prolongs their life and allows for a smooth and mild cutting of metal.
- Odpowiednią siłę można uzyskać dzięki długościom ramion, od 300 do 900mm, które zakończone

- Nożyce przystosowane do przecinania różnego rodzaju prętów ze stali węglowej oraz stopowej.
- Posiadają zastosowanie przy różnego rodzaju pracach zbrojeniowych w budownictwie oraz cięciu drutów czy łańcuchów
- Posiadają także RYFLOWANE OSTRZA, co przedłuża ich żywotność oraz pozwala na bezproblemowe i łagodne cięcie metali.
- Posiadają także specjalny przegłub, który potęguje siłę nacisku.